



भारत सरकार

Government of India  
Ministry of MSME

## **BRIEF INDUSTRIAL PROFILE OF STATE**

# **Uttarakhand**



सूक्ष्म, लघु एवं मध्यम उद्यम  
MICRO, SMALL & MEDIUM ENTERPRISES

**By:**

**MICRO, SMALL & MEDIUM ENTERPRISES-  
DEVELOPMENT INSTITUTE**

**Kham Bangla, Kaladhungi Road,  
Haldwani, Nainital, Uttarakhand, India**

Phone: 05946-221053 ● Fax: 05946-228353

E-mail: [dcdi-haldwani@dcmsme.gov.in](mailto:dcdi-haldwani@dcmsme.gov.in)

Website: <http://msmedihaldwani.gov.in/>

## Contents

<b>S. No.</b>	<b>Topic</b>	<b>Page No.</b>
i.	Map of Uttarakhand State	2
1.0	General Characteristics	3-4
2.0	Resources of Uttarakhand State	5-14
3.0	Introduction to Entrepreneur Memorandum (EM-II)	15-19
4.0	Existing Status of Industrial Estate in the State	20-23
4.1	Private/Joint/Co-operative sector Industrial Estates/ Areas in the State	24-26
4.2	Special Industrial Estates for Mega Projects in the State	27-28
5.0	Industrial Scenario of the State	29
5.1	Industry at a Glance	29
5.2	Year Wise Trend Of Units Registered	30-34
5.3	Details of Existing Micro & Small Enterprises & Artisan Units In The State	35-36
5.4	Large Scale Industries / Public Sector undertakings	37-45
5.5	Potential for new MSMEs	46-51
5.6	Existing Clusters of Micro & Small Enterprise	52
5.6.1	List of Identified MSME Industrial Clusters	52
5.6.2	Mini Cluster under Lean Manufacturing in Uttarakhand	53
5.6.3	Details of SIDBI-BDS Dehradun Pharma Cluster	54
5.6.4	List of Artisan Clusters	55-59
6.0	General issues raised by industry association during the course of meeting	60-61
7.0	Steps to set up MSME	62



## 1. GENERAL CHARACTERISTICS

Uttarakhand (State)	
Coordinates: Latitude- 28°43' N to 31°27' N Longitude- 77°34' E to 81°02' E	
Time zone: <a href="#">IST</a> (UTC+05:30)	
Country	India
Established	9 November 2000
Capital	Dehradun*
Largest city	Dehradun
Districts	13
Government	
Governor	Shri. K.K. Paul
Chief Minister	Shri Harish Rawat
Legislature	Unicameral (71 seats)
Parliamentary constituency	5
High Court	Uttarakhand High Court, Nainital
Area	
Total	53,483 km <sup>2</sup>
Area rank	19th
Population (2014)	
Total	10,116,752
Rank	20th
Density	189/km <sup>2</sup> (490/sq mi)
Literacy	79.63%
Sex ratio	963 female per 1000 males
Languages spoken	Garhwali, Kumaoni, Hindi, Urdu
Official languages	Hindi, Sanskrit
Website	<a href="http://uk.gov.in/">http://uk.gov.in/</a>
* Dehradun is the provisional capital of the state. The new capital has not yet been chosen.	

**Uttarakhand**, formerly **Uttaranchal**, is a state in the northern part of India. It is often referred to as the "Land of the gods" due to the many holy Hindu temples and pilgrimage centres found throughout the state. Known for its natural beauty of the Himalayas, the Bhabhar and the Terai, the state was carved out of the Himalayan and adjoining northwestern districts of Uttar Pradesh on 9 November 2000, becoming the 27th state of the Republic of India. It borders the Tibet Autonomous Region on the north; the Mahakali Zone of the Far-Western Region, Nepal on the east; and the Indian states of Uttar Pradesh to the south and Himachal Pradesh to the northwest. The state is divided into two divisions,

Kumaon and Garhwal, with a total of 13 districts. The provisional capital of Uttarakhand is Dehradun, which is also a railhead and the largest city in the region. The high court of the state is in Nainital.

The natives of the state are generally called either Kumaoni or Garhwali depending on their place of origin. According to the 2011 census of India Uttarakhand has a population of 10,116,752, making it the 19th most populous state in India. A large portion of the population is Rajput and Brahmin. More than 80% of the population is Hindu. Muslims are the largest minority in the state with Sikhs, Christians, Buddhists, and Jains being the other major religions. Garhwali and Kumaoni are the two main regional languages with Hindi being the most widely spoken language.

Two of the most important rivers in Hinduism originate in the region, the Ganga at Gangotri and the Yamuna at Yamunotri. These two along with Badrinath and Kedarnath form the Chota Char Dham, a holy pilgrimage for the Hindus. The state also hosts the Bengal tiger in Jim Corbett National Park, the oldest on the Indian subcontinent. There is also the Valley of Flowers, a Unesco World Heritage Site known for the variety and rarity of the flowers and plants found there.”**Uttarakhand at a glance- 2013-14, is placed as ANNEX-I”**

## 2. RESOURCES OF UTTARAKHAND STATE:

Uttarakhand State is blessed with a rare bio-diversity, inter-alia, 175 rare species of aromatic & medicinal plants are found in the State. It has almost all major climatic zones, making it amenable to a variety of commercial opportunities in horticulture, floriculture and agriculture. It has a vast tourism potential in adventure, leisure, and eco-tourism.

The State is rich in mineral deposits like limestone, marble, rock phosphate, dolomite, magnesite, copper, gypsum, etc. The number of small scale industries is 39,742 providing employment to 1, 87,189 persons. As many as 1802 heavy and medium industries with an investment of Rs 20,000 crore employ 5 lakh persons. Most of the industries are forest-based. There is a total of 54,047 handicraft units in the state.

With levels of literacy higher than the national average, the State has abundant availability of quality human resources. Within a short span of its existence, Uttarakhand has emerged as a significant destination for investments in manufacturing industry, tourism and infrastructure. Emphasis is on stimulating all three sectors of its economy (agriculture, industry and services), to their fullest potential in tandem with the geographic profile of the state.

Major resources of Uttarakhand state are Agriculture, Horticulture, Forest, Minerals, Water and Man Power. These are described in brief in following sub-heads:

### a) FOREST:

The recorded forest area of the State is 34,662 km<sup>2</sup>, which constitutes 64.79% of its geographic area. By legal status, Reserved Forests constitute, 71.08% Protected Forest 28.51% and unclassified Forests 0.41% of the total area. 25 Major forest types occurring in the State are Tropical Moist Deciduous, Tropical Dry Deciduous, Sub-Tropical Pine, Himalayan Moist temperate, Himalayan Dry Temperate, Sub Alpine and Alpine Forest. Forests are largely distributed throughout the State with conifers and sal being the major forest formations. The State has 6 National Parks and an equal number of Wildlife Sanctuaries covering an area of 0.71 million ha, which constitutes 13.35% of its geographic area. The famous Corbett Tiger Reserve is located in the State covering an area of 0.13 million ha. Nanda Devi Biosphere Reserve, having an area of 0.59 million ha. is also located in this State.

The Forest Cover of the State is 24,442 sq.km, which is 45.70% of the geographic area. Very dense forest is 4,002 sq.km. moderately dense forest 14,396 sq.km. and open forest 6,044 sq.km.

**Potential for forestry and waste land development :** The State has good forest cover which needs to be protected. The State has also large scale wood based industries in the form of paper mills, Plywood units, Katha factories and rosin factories and small scale units mainly of saw milling,

carpentry, packing cases, sports goods, furniture, carving, toys, etc. with large scale building activities both in private and public sector, residential and other purpose, consumption of wood in solid and processed form has gone up. This has resulted in increased demand of forest produce specially timber and will certainly put additional pressure on the existing forests.

The choice of species has to be based on agro- climatic conditions, objectives and market demand in the area. Accordingly, Poplar, Eucalyptus, Bamboo, Jatropha, Khair, Chyura and Sisal have been recommended for plantation in these districts. State Government is giving special emphasis on bamboos and Jatropha plantation and proposes to cover 2 lakh ha area under each of these species in the State.

In Tarai areas and in foot hills, there is a vast scope for agro- forestry programs where fast growing species like Poplar, Eucalyptus, Bamboo etc. can be taken up to meet the increasing demand of industries and the local people. Planting of Sisal in hilly areas also holds promise.

The areas which are covered under Poplar plantation are Haridwar, Dehradun, Nainital and Udham Singh Nagar. These districts are considered best for plantation of Poplar in combination with field crops and farmers have adopted this species on their farm lands.

**Resin :** Resin obtained from the chirpine trees is an important non wood forest produce. Resin and turpentine are used in the paper, soap and paint industry. Resin extraction is an important livelihood opportunity for the rural population at present in Uttarakhand. There are 116 resin based industries in the State. Resin extraction was experimentally started in the year 1916 and from the year 1920 regular extractions started. Till the year 1993 resin extraction was done through „French cup and lip technique“. Though, the Resin extraction per tree varied between 1.5 to 1.75 kg. it lead to extensive 28 damage of the chir tree. From the year 1994 resin extraction is being done through the „Rill Technique“ through this technique the damage of the trees is limited. Extraction is done from the month of October to March. Resin so collected is then auctioned to various industries.

**River Bed Material :** In the Bhabar areas of the State a lot of boulders and sand collects in the rivers after the rains. It is essential that for silvicultural purposes and to save the nearby habitations these boulders and sand be removed so that the river course is not diverted. Thus, collection of this river bed material is an very important livelihood option for the locals of the area. The State Forest Department takes due permission from the Govt. of India for the removal of RBM. The amount of RBM to be removed every year from each river is calculated on technical basis and these areas are then leased out to the Forest Corporation for removal. The Corporation in turn engages local people for removal of RBM. This RBM is then taken to various stone crusher units for grading and sorting purposes The main rivers in which RBM removal is done are Gaula, Sharda, Kosi, Dabka, Ganga, Yamuna and Song.

**Bamboo:** As per the national scenario, Uttarakhand comes under bamboo deficit area. There are 7 major species of bamboos viz. *Dendrocalamus strictus*, *D. hamitonii*, *Bambusa nutans*, *Arundinaria*



faccata, Themonocalamus spathiflora, Himalecalmus falconeri, Sinarundunaria jaunserensis. Forest land under Bamboo is 139409 ha. There is no survey of bamboos available on private lands. Major bamboos markets in Uttarakhand are Haldwani, Dehradun, Ramnagar, Khatima and Jwalapur.

**Jatropha plantation :** The State of Uttarakhand has potential for promoting Jatropha especially in the low elevation areas. For this purpose state government has set up Uttarakhand Biofuel board. The board plans to raise Jatropha plantation on Van Panchayat lands in different forest divisions by selecting intended beneficiaries from Van Panchayat members. The plantation will be raised mainly on wasteland/ degraded Van Panchayat lands. The State Government has planned to cover around 2.0 lakh ha area under Jatropha plantation in two phases through the Board.

**Carbon stock and mitigation potential of forests:** A comprehensive study by Roy and Joshi (undated) based on the remote sensing data has reported 266.96 Mt of C in the biomass pool of state forests.





## b) AGRO-BUSINESS, FLORICULTURE & HORTICULTURE

The major crops produced in the state include Rice, Wheat, Barley, Corn, Mandua, Hangora etc. State of Uttarakhand is endowed with diverse agro-climatic conditions. The plains and hills present differing scenarios for agriculture while commercial agriculture is practiced in the plains. The hill farmers mainly practice subsistence farming. The hills practice mixed cropping, while in the plains in a given season mostly single crops are grown. Productivity across the same crops differs greatly between the hills and plains. In Uttarakhand more than 70 percent of the population depends on agriculture for their livelihood. The average size of holding in the state is around 0.98 hectare. Another feature typical of hill farming is the small and scattered land holdings. Out of the total cultivated area, about 50 per cent of landholdings (in number) are sub marginal, and approx. 21 per cent of landholdings measure between 0.5–1 hectares. Thus the government of Uttarakhand is promoting the cultivation of some selected crops like Basmati rice, Aromatic and Medicinal plants, Vegetables cultivation, Flower cultivation, Litchi production and Milk production. Major crops grown in Uttarakhand are rice, wheat, sugarcane, maize, soybean, pulses and oilseeds. Major fruits grown in Uttarakhand are Mango, litchi, guava, apricot etc while major vegetables grown in Uttarakhand are Potato, tomato, green pea, cauliflower and capsicum etc. Farmers or primary producers face many challenges, of both technical and economic nature. The contribution of agriculture to the state's domestic product is about 22.4 per cent and the population dependent on agriculture for their livelihood is more than 70 per cent. For instance, the productivity of wheat in the hills is approx. 13.2 quintals/hectare, while in the plains it is about 30.45 quintals/hectare. For rice the figures stand at approx. 12.36 quintals/hectare in the hills and 27.49 quintals/hectare in the plains. The land use pattern of crops in Uttarakhand reflects a declining trend in the acreage of conventional crops like barley and increase in non conventional crops like soybean and other vegetable crops. Farmers are gradually shifting from low value crops to high value crops. The decline in the area under traditional crops has been relatively higher in the Kharif season as compared to Rabi season. During the Kharif season the farmers are putting a sizeable land area under the production of off-season vegetables. The land under production of traditional Kharif crops has declined to approx 10 percent as against 8 percent for Rabi crop. Despite the small holdings most of the farmers who have access to the market and have adequate irrigation facility have opted for a shift in production from low value food-grains to high value commercial crops particularly vegetables and pulses. Time and amount of precipitation have major bearings on crops both in rainfed and irrigated areas. In rainfed areas, sowing time, crop duration and productivity is directly linked to the quantum and distribution of rainfall, while in irrigated areas distribution of rainfall affects germination and harvesting of crops.

The net sown area is only about 13.52% of the total reported area. The cropping intensity is about 161 %, and the ratio of gross irrigated area to gross sown area is only 44.50 %. In the hills the major crops grown include wheat, paddy, Mandua, Ramdana and Potato whereas in the plains the major crops are wheat, paddy, pulses and sugarcane. Uttarakhand is blessed with rare bio-diversity. Over 175 rare species of aromatic and medicinal plants are found in the State, which gives it a unique opportunity for diversification of activities within the primary sector. In addition this

state is a major supplier of fruits like Apple, Leachy, Pulam, Naashpati, and Maalta etc. There are various organizations which are involved in the state to help in improving the productivity as well as to promote the cultivation of medicinal plants in the state. One such project is functioning near Pinder Valley in Chamoli district of the state which aims to produce fruits and vegetables by utilizing poly houses. Uttaranchal's distinct agro-climatic condition is favourable for the development of Horticulture. The soil conditions are good for the production of fruits and vegetables. The climatic and soil conditions allow growing sub-tropical and temperate fruits, vegetables and ornamentals. The various fruits grown in the state include mango, citrus, litchi, guava and jackfruit etc. A brief of horticultural and agricultural scenario of the state is also provided in the succeeding chapters.

Uttarakhand is largely rainfed, irrigation facilities are minimal, land holdings are small and fragmented, with a predominance of wastelands. Crop yields in Uttarakhand are low and there is a lack of effective marketing infrastructure including all post-harvest activities such as collection of the farm produce from the fields, transportation to warehouse, storage, processing, packaging, access to potential markets, information about prices, and finally marketing the produce at a price which is most remunerative to the farmer. In addition, there is a lack of availability and accessibility to horticultural inputs and the knowledge/information about suitable and remunerative crops and scientific management practices is scanty. Limited credit facility to farmers, remains another big constraint. Uttarakhand has just 14% of the total land under cultivation and about 65% of population depends on agriculture for their livelihood. The region also suffers on account of heavy soil erosion and significantly lower yields as compared to the national average. Since agricultural income cannot sustain the families for more than four months in a year, each family has almost one or two persons working outside the state that remits regular money to sustain the family for the rest of the year.

As the majority of Uttarakhand agriculture is rainfed and there is not much surplus for the market. As a result most of the able-bodied men have migrated to other places in search of employment. Only women are left in the hills and they have started looking after the farms. The challenge is to change this structure and create employment through agriculture. This could be done by diversifying the agricultural pattern so as to create alternative income and better living standards. The alternative areas of diversification are towards horticulture crops, spices and condiments, tea plantations, and herbal and medicinal plants. Development of organic farming is another option for agriculture-based hill regions. Development of animal husbandry and forest resources are already a part of hill livelihood, which has limitations on its further expansion.

**Horticulture:** In addition to staple foods, the hill districts of Uttarakhand have diversified into the production of condiments and spices like chillies, ginger, and garlic. The area under these is as high as 2275 ha in Almora, 1098 ha in Champawat and 962 ha in Pithoragarh. Some areas in Pauri grow sugarcane also. The area under fruit cultivation is quite high in Uttarkashi and, in almost all the hill regions, substantial areas are under vegetable cultivation. There is great potential for diversification into oilseeds like sesamum, rapeseed, mustard and soybean that will contribute towards increasing income in the hill regions. 23

**Herbal and Medicinal plants :** Uttarakhand has observed an increase in the area under cultivation of aromatic and medicinal plants. This positive attitude of farmers towards aromatic plant cultivation is because of the high returns from this crop. Intercropping of aromatic plants with food grains can also help diversify the income basket for small and marginal farmers. Farmers can derive huge benefits by diversifying into the cultivation of aromatic plants. These benefits have been generated with the help of the Herbal Research and Development Institute (HRDI) that works on aromatic plants used in cosmetics, soaps, and perfumes. Although the productivity of land in the hills is very low, there is a huge demand and ready market for aromatic plants. The HRDI has identified areas in selected hill regions where these crops can be grown and adopted a clustered approach that includes production and processing.

There is huge commercial value in the oils and essences extracted from aromatic and medicinal plants. Aromatic plants like lemon grass, citronella, palmarosa, chamomilla, tulsi, geranium, naramotha, Japanese mint, khuas, and marigold are used extensively in the cosmetics industry. The main problems are the high cost of processing and the difficulty of getting buyers to the processing units. Oil extracted from plants is not linked with the pharmaceutical industry because of low production. Since limited quantities of aromatic and medicinal plants are produced, buyers are not able to establish linkages. There is scope for medicinal plants and medicinal trees like tejpatta, amla, harad, and bahera are being planted. There is high demand for ritha but the forest department has not taken any initiatives. For medicinal plants, support prices by the government are required because of long-term plantation. To increase production and productivity it is important to establish the cluster approach and low-cost processing.

**Organic farming:** Yield levels can be effectively raised in a stable and sustainable manner only by adopting organic farming methods, since extensive use of chemical fertilizers ultimately leads to soil deterioration. As per statistics, the use of fertilizers in the hill districts is very low. In Uttarakhand around 10,000 ha land is under organic farming, covering over 15,000 farmers and 45 crops. The key objective of diversifying towards organic farming is to improve crop productivity, soil health and the price of the output, and thus the income of the farmers. Organic products have a parallel market which, if captured in a strategic manner, can lead to the rapid development of these hill districts.



### c) MINERAL EXPLORATION AND MINERAL DEVELOPMENT

Uttarakhand State has a long and fascinating past of mining of minerals. Placer Gold, Copper and Iron ores have been extracted/mined in this part of Himalayan terrain on a very small scale over a hundred years ago. Prior to 1900, Copper ores were being mined on a very small scale in Garhwal division. The expansion of modern technology and decline in the prices also lead to the decline of small scale mining. Mining activity between 1920 and 1930 further declined on account of several social reasons. The Geologists have been examining the ground for search of both industrial and metallic mineral deposits which can be developed with respect to Technology and economics in cotemporary times.

After independence in 1947 the first concern and emphasis was laid on developing the agricultural front and building the essential infrastructures for gradual development of industries. In 1950-51 the Government of India enacted Industries Development Regulations Act, 1951 for controlling the grant of industrial licenses with a view to promote industries in the desired fields. This step also initiated serious efforts for exploring and exploiting the vast resources of the country. Activities of Geological survey of India were intensified and expanded. A number of departments for handling specialized investigations for the search and development of oil and natural gas, atomic energy and coal were introduced. Energy and minerals were assigned top priorities. Various departments for survey of minerals were established in almost all the States within the next five or six years for intensive exploration of mineral resources.

The prospecting and mineral survey activity is a continuous process to locate and evaluate the new deposits using state of the art techniques and to suggest entrepreneurs for establishing the mineral based industries and to enhance state economy. The mineral exploration and its prospecting include preliminary reconnaissance, detail exploration and grade wise assessment of the mineral deposits.



#### **d) HYDRO POWER**

The energy-development relationship has numerous social and political implications in Uttarakhand, where about 63.10% of the population lives in rural areas and most of them belong below the poverty line.

Geographical conditions of the state differ at a short distance. Most of the area is hilly and forest coverage is about 66%. Villages are in scattered manner and household coverage in a village is short. In this situation, either it is not possible to laid grid lines due to forest laws or due to high cost of coverage. Operation and maintenance is also an issue in this pattern. As a solution of this problem- Decentralized Distributed Generation (DDG) Micro & Mini Hydro Projects are suitable and best way to provide electricity facility to the forest fringe and scattered villages. Operation and maintenance of Standalone MHPs can be done in easy manner by local community after a formal training.

In the State of Uttarakhand, Uttarakhand Renewable Energy Development Agency (UREDA) is constructing MHPs for remote village electrification as well as for grid feeding. So far 44 MHPs of composit capacity 4.29 MW have been commissioned and more than 300 Villages & Hamlets have been electrified through these projects. Earlier the projects were constructing on turn-key basis but from year 2005, Govt. of Uttarakhand has decided to construct MHPs for village electrification on community participation. For construction of MHPs, tripartite Agreements have been signed between UREDA, Alternate Hydro Energy Center (AHEC), IIT, Roorkee and Concern User Energy Committee (UEC). As per tripartite Agreement AHEC, IIT, Roorkee is providing technical specialized services for construction of MHPs, preparation of DPR etc. and UREDA is providing its services for monitoring, funding and guidance to UECs.

UREDA has commissioned large number of MHPs in the remote area of state where the National or state grid cannot be extended. 44 MHPs of total capacity 4.29 MW has been installed in the remote villages of Uttarakhand till date and another 19 MHPs of total capacity 2.315 MW are under implementation.

Uttarakhand's large network of rivers and canals provides immense scope for hydropower energy generation, to cater to its own demands as well as any shortfall of the neighbouring states.

#### **Hydro Power Generation in Uttarakhand**

- \* Government of Uttarakhand is committed to make the state self sufficient in Energy Sector.
- \* Hydropower production increased from 97 MW in 2001-02 to 3100 MW in 2010-11.
- \* Work initiated on Lakhwad-Vyasi Hydro Power Project.
- \* Effective start to Kishu Dam Project with help from Himachal Pradesh.



### **Renewable Energy**

- \* Power generation from solar energy under Jawaharlal Nehru National Solar Mission.
- \* Power generation from Biomass i.e. pine needle, lantana and other forest residue .
- \* Power generation from Micro Hydel projects.

### **Opportunities**

- \* Entire spectrum of Hydro-based power projects.





### e) SKILL DEVELOPMENT & EDUCATION

The literacy rate in Uttarakhand is 80% which is higher than the national literacy rate. The state strives to achieve 95% literacy rate, for which it has adopted a tri-old strategy with the following elements:

- \* 100% enrolment
- \* 100 % retention
- \* Continuous Education Programme

Uttarakhand is well known for its world famous public schools, colleges and other centers of higher learning. Many more institutions, including medical colleges, engineering colleges and hospitality institutes are on the anvil.

Government & Private Technical Institutions covering various courses for skill development Mapping in various districts of Uttarakhand as per available data is as below:

Sl no.	Name of District	ITI's (Nos.)	Polytechnic Colleges (Nos.)	Engineering Colleges (Nos.)
1	Almora	23	8	2
2	Bageshwar	6	3	-
3	Champawat	9	3	-
4	Chamoli	15	6	-
5	Dehradun	16	7	12
6	Haridwar	8	3	9
7	Nainital	14	5	3
8	Pauri Garhwal	19	7	1
9	Pithoragarh	18	8	-
10	Rudraprayag	5	3	-
11	Tehri Garhwal	20	8	1
12	Udham Singh Nagar	11	5	3
13	Uttarkashi	9	4	-

#### Opportunities

- \* Hi-tech training institutes
- \* Vocational Education
- \* IT Education
- \* Medical and para-medical training institutes
- \* R&D Bio-informatics
- \* Technical Education
- \* Higher Education.

### 3. Introduction to Entrepreneurs Memorandum (Part-II)

Subsequent to the implementation of "The Micro, Small and Medium Enterprises Development Act, 2006" with effect from October 2006, filing of Entrepreneurs Memorandum Part-I and Part-II came into vogue. Under the Act, Micro, Small and Medium Enterprises (MSMEs) are classified as under:

<i>Enterprise (Type)</i>	<i>Investment in Plant &amp; Machinery (Manufacturing)</i>	<i>Investment in Equipment (Service)</i>
<i>Micro</i>	<i>Up to ` 25 lakh</i>	<i>Up to ` 10 lakh</i>
<i>Small</i>	<i>Above ` 25 lakh up to ` 5 crore</i>	<i>Above ` 10 lakh up to ` 2 crore</i>
<i>Medium</i>	<i>Above ` 5 crore up to ` 10 crore</i>	<i>Above ` 2 crore up to ` 5 crore</i>

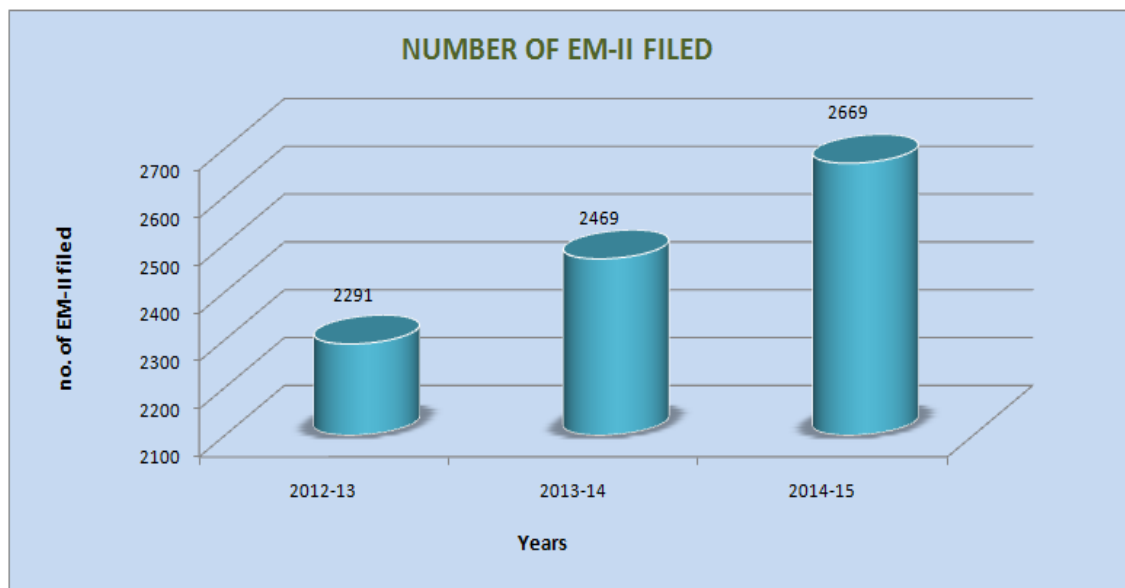
2. As per the provisions of the Act, MSMEs file Entrepreneurs Memorandum (Part-I) at District Industries Centres (DICs) in Uttarakhand state. After commencement of the production or services, the entrepreneur concerned files Entrepreneurs Memorandum (Part-II) / [EM-II]. Prior to enactment of the MSMED Act, 2006 there was a system of registration to small scale industrial units by the DICs. Filing of EM is discretionary for micro and small enterprises and mandatory for medium enterprises..

3. The information on number of EM-II filed by MSMEs at DICs was collected from State Directorates of Industries (SDIs) to assess the trends in growth of MSMEs. Growth trend during 2012-13 to 2014-15 in EM Part-II filing in State has been analysed and presented here after.

### Recent Trends in Growth of MSME in Uttarakhand [Filing of Entrepreneurs Memorandum (Part II) during 2012-13 to 2014-15]

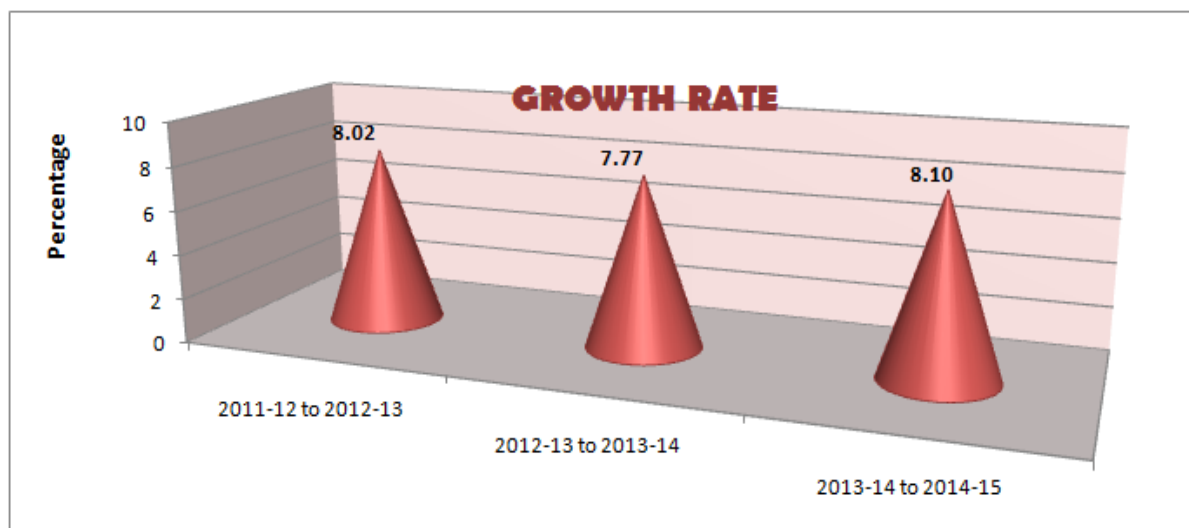
1.1 MSMEs have shown consistent growth in terms of number of Entrepreneurs Memorandum (Part II) / [EM-II] filed every year. Number of EM-II filed during 2012-13 at the District Industries Centres (DICs) across the state was 2,291 which increased to 2,469 and 2,669 during 2013-14 and 2014-15 respectively. (Chart 1.1)

**Chart 1.1: Number of EM-II filed by the MSMEs at DICs in Uttarakhand State during 2012-13 to 2014-15.**



**1.2** MSMEs has shown constant growth rate every year, in year 2012-13, 2013-14 and 2014-15 growth rate was 8.02%, 7.77% and 8.10%, respectively. (Chart 1.2)

**Chart 1.2: Annual Growth Rate on preceding years**



**2.1 District-wise distribution of number of EM-II filed during 2012-13 up to 2014-15 is as noted below. (Statement 2.1)**

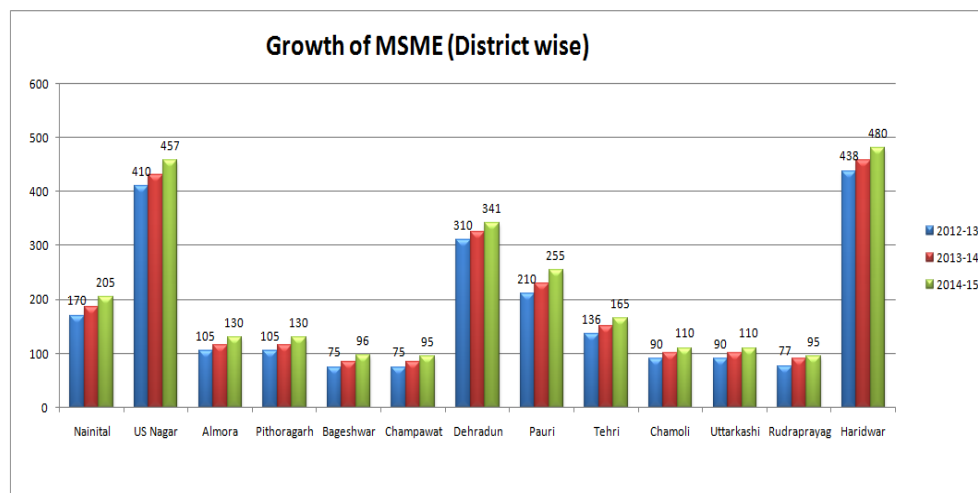
**Statement 2.1: District-wise distribution of number of EM-II filed by the MSMEs at DICs in the State during 2012-13 to 2014-15**

Position as on: 31<sup>st</sup> March, 2015

SI N o.	District	Number of EM-II filed								
		2012-13			2013-14			2014-15		
		Mfg	Ser	Total	Mfg	Ser	Total	Mfg	Ser	Total
1.	Nainital	100	70	170	103	82	185	94	111	205
2.	US Nagar	361	49	410	351	79	430	349	108	457
3.	Almora	51	54	105	36	79	115	39	91	130
4.	Pithoragarh	99	6	105	101	15	116	99	31	130
5.	Bageshwar	34	41	75	39	46	85	35	61	96
6.	Champawat	21	54	75	31	54	85	45	50	95
7.	Dehradun	134	176	310	91	234	325	120	221	341
8.	Pauri	62	148	210	49	181	230	49	206	255
9.	Tehri	73	63	136	77	73	150	114	51	165
10.	Chamoli	51	39	90	53	47	100	55	55	110
11.	Uttarkashi	22	68	90	25	75	100	15	95	110
12.	Rudraprayag	51	26	77	53	37	90	61	34	95
13.	Haridwar	354	84	438	376	82	458	357	123	480
<b>Uttarakhand</b>		<b>1413</b>	<b>878</b>	<b>2291</b>	<b>1385</b>	<b>1084</b>	<b>2469</b>	<b>1432</b>	<b>1237</b>	<b>2669</b>

Source: - The State Directorate of Industries, Dehradun, Uttarakhand

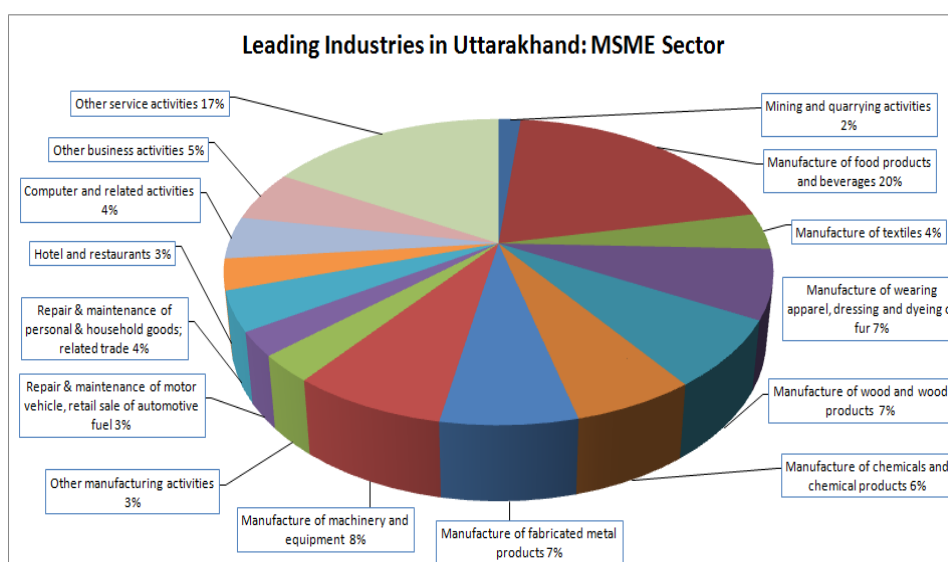
**Chart 2.1: District-wise distribution of number of EM-II filed by the MSMEs at DICs in the State during 2012-13 to 2014-15**



**2.2.1** Top five Districts in terms of number of EM-II filed by the MSMEs during 2014-15 are Haridwar, US Nagar, Dehradun, Pauri and Nainital. These Districts together account for 65.12% of the total number of E-II filed.

**3.1** It is well known that the MSMEs provide the maximum opportunities for both self-employment and jobs after agriculture sector. There are over 6000 products ranging from traditional to high-tech items, which are being manufactured by the MSME sector besides providing wide range of services. The leading industries with their respective shares during the year 2013-14 in Uttarakhand State is shown in Pie Chart 3.1.

**Chart 3.1: Percentage share of Leading Industries in MSME sector during 2013-14 in Uttarakhand State.**



### **Distribution of EM-II filed by Type of Enterprises**

**4.1** Out of the total EM-II filed, discussed above, distribution among Micro, Small & Medium segments in Uttarakhand State are as noted below.

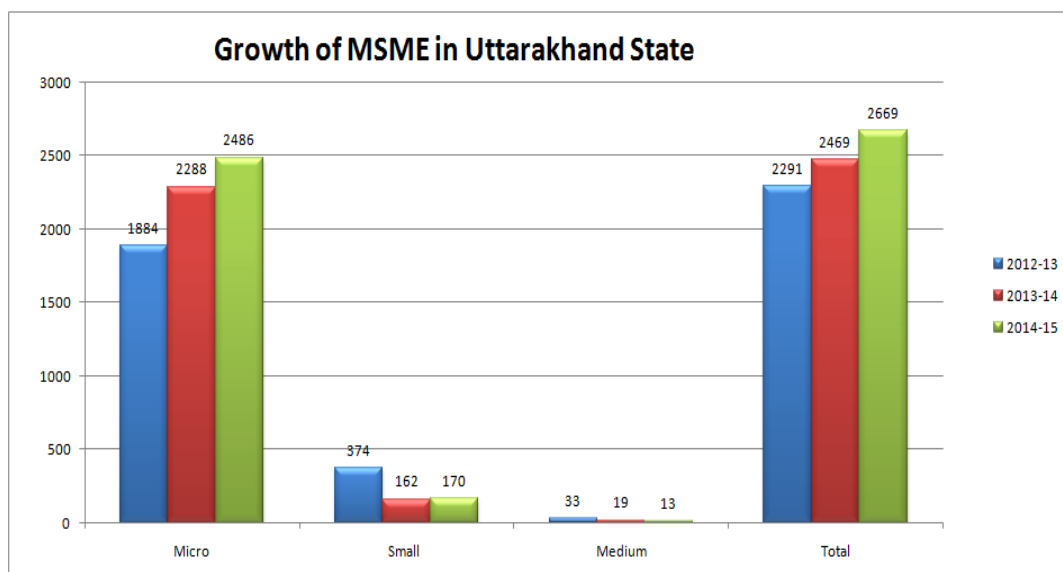
#### **Statement 5.1: Distribution of EM-II filed MSMEs by Type of Enterprises**

Year	Number of EM-II filed pertaining to			
	Micro	Small	Medium	Total
<b>2012-13</b>	1,884	374	33	<b>2,291</b>
<b>2013-14</b>	2,288	162	19	<b>2,469</b>
<b>2014-15</b>	2,486	170	13	<b>2,669</b>

Source: - The State Directorate of Industries, Dehradun, Uttarakhand.

**4.2** Number of EM-II filed by the type of enterprises during the time period: 2012-13 to 2014-15 are shown in chart 4.2.1.

Chart 4.2.1: Number of EM-II filed by the Type of Enterprises during 2012-13 to 2014-15.





**4. EXISTING STATUS OF INDUSTRIAL ESTATES IN THE STATE**

<b>ALMORA</b>								
<b>S. No.</b>	<b>Name of Ind. Area</b>	<b>Land acquired (In acre)</b>	<b>Land developed (In acre)</b>	<b>Prevailing Rate Per Sqm (In Rs.)</b>	<b>No of Plots</b>	<b>No of allotted Plots</b>	<b>No of Vacant Plots</b>	<b>No. of Units in Production</b>
1	Pataldevi	4.27	Undeveloped	161	17	17	0	8
2	Dwarahat (Mini Ind. Estate)	2.798	2.798	295	55	31	24	7
3	Mohaana	46	46	-	6	5	1	3
4	Tarikhhet (Mini Ind. Estate)	2.118	Semi developed	250	7	1	6	1
5	Bhikiyasain (Mini Ind. Estate)	2.35	Semi developed	200	2	0	2	0
6	Daniya (Gramodyog land)	0.86	Undeveloped	40	1	1	-	1
7	Syalde	17.64	Undeveloped	-	-	-	-	-
<b>BAGESHWAR</b>								
1	Garur (Mini Ind. Estate)	0.35	0.35	329206/shed	06 sheds	06 sheds	nil	Under progress
2	Manigaon, Kanda (Land Bank Scheme)	6.75	Undeveloped	-	-	-	-	-
3	Basneri, Kapkote (Land Bank Scheme)	14.65	Undeveloped	-	-	-	-	-
4	Burkhuna (Land Bank Scheme)	0.608	Undeveloped	-	-	-	-	-
5	Nodhar (Land Bank Scheme)	0.023	Undeveloped	-	-	-	-	-
<b>CHAMOLI</b>								
1	Simli	28.664	18.78	112.50, for Industry, 165.75 & 160.75 for business purpose	45	38	07	12
2	Jaikandi-Kaleshwar	2.471	2.471		66	66	Nil	Units under construction

CHAMPAWAT								
1	Champawat (Mini Ind. Estate)	2	2	232.19	34	34	Nil	14
2.	Patanpau, lohaghat	8	undevelo ped	-	-	-	-	-
3.	Sukhidham	1.5	-	-	-	-	-	-

DEHRADUN					
S. No.	Name of Ind. Area	Land acquired (In hectare)	No of units established	Capital Investment (in Lacs)	Employment
1	Govt. Industrial Estate, Patel Nagar, Dehradun	10	13	447.51	160
2	Govt. Industrial Estate Vikasnagar, Dehradun	4	6	171.04	77
3	Govt. Mini Industrial Estate, Ranipokhari, Dehradun	2.55	2	47.46	15
4	Govt. Mini Industrial Estate, Langha Road, Dehradun	2,55	2	82.00	26
6	Industrial Area, Langha Road, Chabra, Dehradun	79.15	44	10119.91	1853
7	Industrial Area, Camp Road, Selakui Dehradun	-	50	11573.16	2357
8	Industrial Area, Central hope town, Selakui Dehradun	-	59	15937.16	2382
9	Industrial Area, UPSIDC, Selakui Dehradun	257	156	19072.65	5472
10	Industrial Area, Mohobewala, Dehradun	50.71	35	6656.29	1435
11	Industrial Area Laltappar, Dehradun	39.60	28	8179.67	1681
12	Industrial Area Kuanwala, Dehradun	-	10	1558.95	316
13	Sara Industrial Estate, Shankarpur, Dehradun	60	22	8507.62	984
14	SIDCUL Pharmacity, Selaqui, Dehradun	50	24	12059.62	1245
15	SIDCUL IT Park, Sahastradhara Road Dehradun	50	9	851.34	246
16	Other Industrial Area (thrust Sector), Dehradun	-	57	8263.03	1688

DEHRADUN								
1	Patel Nagar Industrial estate	10	10	1000	24 plots & 16 sheds	40	-	36
2.	Vikas Nagar Industrial estate	4	4	500	15 plots & 10 sheds	15	-	13
3.	Langharoad, charba Industrial estate	2.55	2.55	251	17 plot	17	-	Closed
4.	Ranipokhari Industrial estate	2.55	2.55	234	50	50	-	5
5.	Ragwar, Industrial estate	3.22	3.22	-	-	-	-	Land not transferred from UPSIDC

HARIDWAR					
S. No.	Name of Ind. Area	Land acquired (In hectare)	No of units established	Capital Investment (in Lacs)	Employment
SIDCUL I/A					
1	IIE Ranipur Hardwar SIDCUL	1700.00	522	8006.89	38261
2	Industrial Area Bahadradabad	132.55	120	149.16	3605
3	Industrial Area Hardwar	106.13	60	76.37	1776
4	Industrial Area Landhaura	102.99	2	3.88	59
5	Ancillary Industrial Estate Ranipur hardwar	16.00	5	10.71	157
	<b>Total</b>	<b>2057.67</b>	<b>709</b>	<b>8247.01</b>	<b>43858</b>
GOVERNMENT INDUSTRIAL ESTATE					
1	Mini Industrial Estate Pipali Laxer	2.50	1	0.11	11
2	Industrial Estate Roorkee	30.227	23	12.56	375
	<b>Total</b>	<b>32.727</b>	<b>24</b>	<b>12.67</b>	<b>386</b>

NAINITAL								
S. No.	Name of Ind. Area	Land acquired (In acre)	Land developed (In acre)	Prevailing Rate Per Sqm (In Rs.)	No of Plots	No of allotted Plots	No of Vacant Plots	No. of Units in Production
1	Bhimtal	7.00	7.00	2575/shed	12	8	4	3
2	Batelghat (Mini Ind. Estate)	2.5	2.5	150.40	34	11	23	02
3	Bhimtal indl. area	107.85	107.85	-	-	62	11	3
4	Pepalsana	30.18	30.18	20.80	05	03	02	02
5	Kaniya	10.0	9.154	-	10	10	-	-
6	Mahabeer Industrial	46.93	41(Plots)	-	41	26	15	15

	Estate Padalipur							
<b>PAURI</b>								
1	Sitabpur, Kotdwara, Pauri	7	7	560.00	29	29	-	23
2	Buakhal	2.15	Undevelo ped	-	-	-	-	-
<b>RUDRAPRAYAG</b>								
1	Rudraprayag	2.50	2.50	157.67	50	27	23	27
<b>UDHAMSINGH NAGAR</b>								
<b>GOVERNMENT INDUSTRIAL ESTATE</b>								
1	IIE SIDCUL Pant Nagar	-	3339	4501.25	1840 acre	1840 acre	16.79 acre	465
2	SIDCUL Sitarganj	-	1099.43	-	-	-	-	284
3	Bio-Tech Park Pantnagar	-	100.00	4501.25	-	-	-	12
<b>UTTARKASHI</b>								
1	Ganeshpur	1.10	0.67	550/-	21	19	02	0
2	Saini (Dunda)	1.11	1.11	495/-	31	16	15	01
3	Purola	1.60	undevelo ped	255/-	-	-	-	-
4	Sarsadi (Mori)	2.68	undevelo ped	240/-	-	-	-	-
<b>PITHORAGARH</b>								
1	Industrial estate, Bin, Pithoragarh	7	7	1850	3 plots & 7 sheds	3 plots & 7 sheds	-	3 plots & 7 sheds
<b>TEHRI</b>								
1	SIDCUL ESTATE, Dhalwala	31.57	31.57	175/- (old rate)	24	24	-	24
2	Mini Industrial estate, Sarot	1.30	undevelo ped	-	-	-	-	-
3	Mini Industrial estate, Moli	1.71	undevelo ped	-	-	-	-	-

#### 4.1 Private/Joint/Co-operative sector Industrial Estates/ Areas in the State

Private/Joint/Co-operative sector Industrial Estates/ Areas in State Uttarakhand				
S. No.	Name of Private Ind. Estate	GOUA OM/ Notification no. & Date	Area in acre	Notified/ Un-notified by GOI
1	M/s Raipur-Bhagwanpur Industrial Area, Bhagwanpur, Roorkee, Haridwar	939/ 10.11.2004	105.00	Notified
2	M/s Gangapur Kashipur I/A, Kashipur, Udham Singh Nagar	998/ 10.11.2004	36.63	Un-notified
3	M/s Omega I/E, Dabhora Ahatmali, Kashipur, Udham Singh Nagar	1025/ 03.01.2005	70.71	Un-notified
4	M/s Narayan Nagar I/E, Hempur Ismile, Kundeshwra, Shivalpur, Udham Singh Nagar	1052/ 15.01.2005	39.61	Notified
5	M/s Mool Chand Industrial Estate Pvt. Ltd., Village-Ratanpura, Bazpur, Udham Singh Nagar		90.00	Un-notified
6	M/s Sara Industrial Estates Ltd., Sankarpur-Hukmatpur, Dehradun		60.00	Notified
7	M/s Bheem Nagar I/E, Patti Bhazzar, Kashipur, Udham Singh Nagar	1053/ 15.01.2005	31.40	Un-notified
8	Raipur Co-operative Industrial Area, Raipur-Bhagwanpur, Roorkee, Haridwar	1054/ 15.01.2005	34.31	Notified
9	M/s Dhabora I/E, Dabhora Musthkam, Kashipur, Udham Singh Nagar	53/ 10.05.2005	33.64	Un-notified
10	M/s Kharnasi I/E, Kharnasi, Kashipur, Udham Singh Nagar	54/ 10.05.2005	39.92	Un-notified
11	M/s Sheel Chandra I/E, Lalpur, Kichha, Udham Singh Nagar	73/ 18.05.2005	39.14	Un-notified
12	M/s Lakeshri Industrial Area, Lakeshri, Bhagwanpur, Roorkee, Haridwar	1764/ 21.5.2005 336/ 20.11.2006	60.00	Notified
13	M/s AIS Industrial Estate, Village-Khanpur Kasauli and Lathardeva Hoondh, Roorkee, Haridwar	120/ 20.06.2005	121.80	Notified
14	M/s Nand Nagar, I/E (Ph-I), Mahuakhedaganj, Kashipur, Udham Singh Nagar	324/ 29.09.2005	34.29	Notified
15	M/s Dutt Infrastructure and Services Ltd, Bantakhedi, Roorkee, Haridwar	2455/ 14.10.2005 969/ 25.11.2005	9.24 39.07	Notified
16	M/s KIE Infrastructure & Projects Pvt. Ltd., Vill-Mudiyaki, Pargana-Manglore, Roorkee, Haridwar	375/ 31.10.2005 398/ 26.12.2006 214/ 05.03.2010	54.00 1.52 1.52	Notified

17	M/s Shiv Ganga Industrial Estate, Village-Lakeshri, Post-Bhagwanpur, Tehsil-Roorkee, Haridwar	506/ 15.12.2005 606/ 26.02.2010	61.00 1.45	Notified
18	M/s Mahavir Industrial Estate, Padlipur, Lalkuan (Haldwani), Nainital	595/ 17.02.2006	46.93	Notified
19	M/s Uttam Industrial Park, Village- Mudiyaki-Kulchandi, Khundi, Dhahiyaki, Pargana-Manglore, Roorkee, Haridwar	596/ 17.02.2006	63.94	Notified
20	M/s Gold Plus Integrated Industrial Estate, Village-Thathola, Pargana- Manglore, Tehsil-Roorkee, Haridwar	305/ 3.11.2006	82.18	Notified
21	M/s Balaji I/E, Mahuakhedaganj, Kashipur, Udham Singh Nagar	314/ 06.11.2006	71.42	Notified
22	M/s Nand Nagar, I/E (Ph-II), Mahuakhedaganj, Kashipur, Udham Singh Nagar	316/ 06.11.2006, 2527/ 09.01.2008, 5282/ 05.03.2008	69.15 24.65 80.27	Notified
23	M/s Salempur Rajputan Industrial Estate, Village-Sunehra/ Salempur Rajputan, Tehsil-Roorkee, Haridwar	335/ 20.11.2006	60.11	Notified
24	M/s Jai Prakash Associates Ltd., Vill-Nalhedi Dehveeran, Tehsil- Roorkee, Haridwar	372/ 05.12.2006	30.44	Notified
25	M/s Birla Tyres Industrial Estate, Vill-Khedi Mubarakpur, Tehsil- Laxar, Haridwar	378/ 08.12.2006	106.99	Notified
26	M/s IDEB I/E, (Ph-I), Mahuakhedaganj, Kashipur, Udham Singh Nagar	379/ 08.12.2006 2568/ 24.02.2009	72.00 143.76	Notified
27	M/s Ram Raj I/E, Vikrampur, Bazpur, Udham Singh Nagar	380/ 08.12.2006	81.78	Notified
28	M/s Manglam Industrial Estate, Village-Thathola-Khempur, Pargana-Manglore, Tehsil-Roorkee Haridwar	381/ 08.12.2006 2703/ 26.08.2008	62.87	Notified (17.42 Land Un-notified)
29	M/s J&G Vikrampur I/E, Vikrampur, Bazpur, Udham Singh Nagar	382/ 08.12.2006	72.14	Notified
30	M/s Dhanlaxmi I/E, Nadehi Pargana, Jaspur, Udham Singh Nagar	383/ 14.12.2006	60.07	Notified
31	M/s Shri Developers I/E, Mahuakhedaganj, Kashipur, Udham Singh Nagar	388/ 20.12.2006	64.55	Notified
32	M/s Buland Builtmart Industrial Estate, Vill-Khedi Mubarakpur, Tehsil-Laxar, Haridwar	395/ 26.12.2006	45.27	Notified



33	M/s Uttar I/E, Mahuakhedaganj, Kashipur, Udham Singh Nagar	417/ 02.01.2007	66.12	Notified
34	M/s Arrow Infrastructure Ltd., Park-II, Phase-I, Salempur Mahdood, Tehsil & District-Haridwar	4399/ 17.10.2007 1505/ 19.3.2008	123.50	Notified
35	M/s IDEB I/E, (Ph-II), Mahuakhedaganj, Kashipur, Udham Singh Nagar	6282/ 16.11.2007	73.73	Notified
36	M/s Uttarakhand Ind. Park, Mahuakhedaganj, Kashipur, Udham Singh Nagar	5996/ 02.11.2007	83.67	Notified
37	M/s Rajat Ind. Park, Vikrampur, Bazpur, Udham Singh Nagar	6425/ 09.01.2008	68.44	Notified
38	M/s JMJ Infrastructure Pvt. Ltd., Village-Shikarpur & Khempur, Tehsil-Roorkee, District-Haridwar	4615/ 22.01.2008 1539/ 23.04.2008 2983/ 24.02.2009	5.03 9.85	Notified Notified
39	M/s Arrow Infrastructure Ltd., Industrial Park-IV, Village-Begampur, Tehsil & District-Haridwar	2201/ 17.07.2008	88.92	Notified
40	M/s Vardhman Industrial Estate, Village-Bhadarpur Saini, Tehsil-Roorkee, District-Haridwar	2718/ 26.08.2008	78.80	Notified
41	M/s Randhawa I/E, Vikrampur, Bazpur, Udham Singh Nagar	2718/ 26.08.2008	78.80	Notified
42	M/s Haridwar Estates Pvt. Ltd., Village-Bawari Kalanjari & Shantarshah, Tehsil-Roorkee, District-Haridwar	1724/ 04.09.2008	104.98	Notified (13.733 Acre Land Un-notified)
43	M/s Sukhmani I/E, Kishanpur, Kichha, Udham Singh Nagar	2892/ 07.10.2008	43.76	Notified
44	M/s Udhyog Vihar I/E, Vichpuri, Bazpur, Udham Singh Nagar	4037/ 22.12.2008	31.79	Notified
45	M/s Confidence I/E, Vikrampur, Bazpur, Udham Singh Nagar	2677/ 04.02.2009	32.88	Notified
46	M/s Patanjali Ayurved Ltd., Village-Mustafabad, Tehsil & District-Haridwar	473/ 20.03.2009	139.54	Notified
47	M/s Sravanthi Energy Pvt Ltd, Khoikhera, Kashipur, Udham Singh Nagar	2039/ 04.11.2009	46.75	Notified
48	M/s Maa Surkanda Devi Audhyogik Kshetra, Silla, Patti- Saklana, Tehsil-Dhanaulty, District-Tehri Garhwal.	1651/ 04.03.2010	4.65	Notified
<b>TOTAL</b>			<b>3263.38</b>	

## 4.2 Special Industrial Estates for Mega Projects in the State

Special Industrial Estates For Mega Projects				
S. No.	Name of Private Ind. Estate	GOUA OM/ Notification no. & Date	Area in acre	Notified/ Un-notified by GOI
1	M/s Borocil Glass works Ltd., Vill-Nalhedi Dehveeran, Tehsil-Roorkee, Haridwar	403/ 27.12.2006 6018/ 19.12.2007	1.386	Notified
2	2 M/s Prince Pipes and Fittings Pvt. Ltd., Village-Salempur Tehsil-Roorkee, Haridwar	404/ 27.12.2006	6.17	Notified
3	3 M/s Rana Industries, Village Shikarpur Tehsil Roorkee, Haridwar	2126/ 31.07.2007	0.6039	Notified
4	4 M/s AMD Mat Plast Ltd. Village Padartha Urf Dhanpura, Haridwar	4616/ 08.11.2007	24.6	Notified
5	5 M/s Agya Holdings Pvt. Ltd. Village-Mahuwakheragang, Tehsil-Kashipur, Udham Singh Nagar	7112/ 09.01.2008	33.52	Notified
6	6 M/s Aqua Projects Ltd., Akbarpur Urd, Pandepur Piple, Laksur, Haridwar	495/ 05.03.2008	11.6	Notified
7	7 M/s Polyplex Corporation Ltd., Village-Vikrampur, Tehsil-Bazpur, District-Udham Singh Nagar	2295/ 01.08.2008	21.488	Notified
8	8 M/s Metro Electrical Pvt. Ltd., Village-Padhartha & Dhanpura, Tehsil & Roorkee-Haridwar	3185/ 03.10.2008	21.76	Notified
9	9 M/s Rana Global Ltd., Village-Gangnauli, Tehsil-Laksur, District-Haridwar	3196/ 12.11.2008	18.7	Notified
10	10 M/s Rana Udhyog, Village-Dahiyaki, Tehsil-Roorkee, District-Haridwar	3833/ 16.12.2008 744/ 31.03.2010	5.58 5.5945	Notified
11	11 M/s Mric Electronics Ltd. (Unit-2), Village-Mundiyaki, Tehsil-Roorkee, District-Haridwar	2189/ 04.02.2009	7.16619	Notified
12	12 M/s Tube Investments of India Ltd., Village-Gangnauly, Tehsil-Laksar, District-Haridwar	2346/ 04.02.2009	23.53	Notified
13	13 M/s M.J. Logistic Services Ltd., Vill-Nalhedi Dehveeran, Tehsil-Roorkee, Haridwar	4081/ 05.02.2009	12.553	Notified
14	14 M/s Safex Glass Solutions Pvt. Ltd., Village-Bandakhedi, Tehsil-Roorkee, District-Haridwar	3942/ 02.03.2009	7.6	Notified

15	15 M/s Anil Chemicals & Industries Ltd., Village-Akbarpur Urd, Tehsil-Laksar, District-Haridwar	4043/ 18.03.2009	4.97	Notified
16	16 M/s Cement Ltd., Village-Akbarpur Ud, Tehsil-Laksar, District-Haridwar	368/ 18.03.2009 437/ 09.03.2010	18.79 10.6109	Notified
17	17 M/s Bankey Bihari Ispat Pvt. Ltd., Village-Kishanpur, Tehsil-Kichha, District-Udham Singh Nagar	4038/ 04.06.2009	12.38	Notified
18	18 M/s Rana Alloys, Village-Gangnauly, Tehsil-Laksar, District-Haridwar	1080/ 29.06.2009	9.00	Notified
19	19 M/s Haridwar Iron & Ispat Rollings Ltd., Village-Akbarpur Urd, Tehsil-Laksar, District-Haridwar	3094/ 30.11.2009	24.49	Notified
20	20 M/s Himalayan Minrel Water Pvt. Ltd., Village-Salempur Mahdood (Second), Tehsil & District-Haridwar	3033/ 02.02.2010	8.9048	Notified
21	21 M/s Nandi Ispat Ltd., Village-Sarkada, Tehsil-Sitarganj, District-Udham Singh Nagar	1794/ 04.03.2010	15.105	Notified
22	22 M/s SRF Ltd. (Unit-II), Village-Rampura, Tehsil-Kashipur, District-Udham Singh Nagar	2401/ 04.03.2010	5.27	Notified
23	23 M/s ACC Ltd., Village-Mahuwakheragang, Tehsil-Kashipur, District-Udham Singh Nagar	3199/ 10.03.2010	116.94	Notified (47.28 Acre Land Un-notified)
<b>TOTAL</b>			<b>428.312</b>	

## 5. INDUSTRIAL SCENERIO OF THE STATE

### 5.1 Industry at a Glance

Sr. No.	Head	Unit	Almor a	Bageshw ar	Chamoli	Champa wat	Dehradu n	Haridwa r	Nainital	Pauri Garhwal	Pithorag arh	Rudrapr ayag	Tehri Garhwal	Udham Singh Nagar	Uttarkas hi
1.	Registered Industrial Unit	NO.	2574	985	1494	1027	6886	9618	3226	5776	2620	1350	6610	5750	2543
2.	Total Industrial Unit	NO.	2582	985	1494	1027	6950	9788	3243	5779	2620	1350	6610	5787	2543
3.	Registered Medium & Large Unit	NO.	08	-	-	-	64	170	17	03	-	-	-	37	-
4.	Estimated Avg. No. Of Daily Worker Employed In Small Scale Industries	NO.	4724	2335	3084	2320	37721	6319	11623	15750	5062	3148	15333	45671	5422
5.	Employment In Large And Medium Industries	NO.	659	-	-	-	4686	57409	4092	859	-	-	-	31390	-
6.	No. Of Industrial Area	NO.	07	05	02	03	16	38	06	02	01	01	01	21	04

## 5.2 Year Wise Trend of Units Registered

YEAR	Almora			Bageshwar			Chamoli		
	No. of Units	Employment	Investment (in lakh Rs.)	No. of Units	Employment	Investment (in lakh Rs.)	No. of Units	Employment	Investment (in lakh Rs.)
Up to 1984-85	-	-	-	13	28	13.55	-	-	-
1985-86	-	-	-	13	16	7.6	-	-	-
1986-87	-	-	-	17	20	10.03	-	-	-
1987-88	-	-	-	22	33	19.58	-	-	-
1988-89	-	-	-	31	51	21.78	-	-	-
1989-90	-	-	-	114	186	50.62	-	-	-
1990-91	-	-	-	64	86	36.74	-	-	-
1991-92	-	-	-	18	31	7.31	-	-	-
1992-93	-	-	-	11	16	5.10	-	-	-
1993-94	-	-	-	03	07	3.27	-	-	-
1994-95	-	-	-	11	19	7.59	-	-	-
1995-96	-	-	-	13	18	12.06	-	-	-
1996-97	-	-	-	16	22	11.15	-	-	-
1997-98	-	-	-	26	32	15.36	-	-	-
1998-99	-	-	-	15	21	11.78	-	-	-
1999-00	-	-	-	32	49	28.35	-	-	-
2000-01	-	-	-	21	31	14.06	-	-	-
2001-02	-	-	-	21	33	29.38	133	77.66	243
2002-03	-	-	-	20	29	24.96	129	113.04	267
2003-04	-	-	-	20	27	26.40	145	93.14	264
2004-05	-	-	-	25	37	37.43	156	87.43	281
2005-06	-	-	-	27	41	41.85	170	153.34	278
2006-07	1819 (Up to 06-07)	3013 (Up to 06-07)	-	28	37	42.00	185	133.80	248
2007-08	130	282	-	43	64	105.90	50	80.94	80
2008-09	131	299	-	30	230	46.70	51	785.42	198
2009-10	165	396	-	50	301	289.08	60	361.44	203
2010-11	-	-	-	61	377	192.48	70	737.48	236
2011-12	-	-	-	-	-	-	80	772.73	229
2012-13	84	-	-	44	-	-	59	-	-
2013-14	115	367	825.26	80	243	206.28	96	247	461.496
2014-15	130	376	800.82	96	250	143.32	110	310	293.32
TOTAL	2574	4733	1626.08	985	2335	1469.71	1394	3953.42	3281.816

## 5.2 Year Wise Trend of Units Registered (contd...)

YEAR	Champawat			Dehradun			Haridwar		
	No. of Units	Employment	Investment (in lakh Rs.)	No. of Units	Employment	Investment (in lakh Rs.)	No. of Units	Employment	Investment (in lakh Rs.)
Up to 1984-85	-	-	-	-	-	-	-	-	-
1985-86	-	-	-	-	-	-	-	-	-
1986-87	-	-	-	-	-	-	-	-	-
1987-88	-	-	-	-	-	-	-	-	-
1988-89	-	-	-	-	-	-	-	-	-
1989-90	-	-	-	-	-	-	212	826	226.00
1990-91	-	-	-	-	-	-	315	1761	630.00
1991-92	-	-	-	-	-	-	337	1423	299.00
1992-93	-	-	-	-	-	-	336	1330	430.00
1993-94	-	-	-	-	-	-	282	790	307.00
1994-95	-	-	-	-	-	-	91	307	179.00
1995-96	-	-	-	-	-	-	359	1599	385.00
1996-97	-	-	-	-	-	-	336	1075	297.00
1997-98	-	-	-	-	-	-	366	831	363.00
1998-99	-	-	-	-	-	-	365	901	488.00
1999-00	-	-	-	-	-	-	366	801	530.00
2000-01	147 (Up to 00-01)	322 (Up to 00-01)	495.00 (Up to 00-01)	247	529	115.71	222	560	160.00
2001-02	14	33	15.15	219	561	179.83	157	403	153.00
2002-03	24	51	18.58	224	452	72.40	369	806	350.00
2003-04	36	69	30.70	172	485	249.42	371	920	693.00
2004-05	48	82	33.69	244	950	661.02	398	1077	1983.00
2005-06	62	127	54.00	278	1421	976.70	427	1721	2940.86
2006-07	74	154	110.63	354	2298	2935.65	499	3383	19332.79
2007-08	52	107	72.39	202	3811	8795.37	238	6304	43582.07
2008-09	35	66	158.41	216	3023	8771.13	241	7181	53927.79
2009-10	60	157	235.08	299	6013	14185.00	394	7333	55093.35
2010-11	60	165	219.00	290	3025	15141.06	400	6928	61703.37
2011-12	65	162	310.70	299	2260	5803.96	415	4695	39956.98
2012-13	38	-	-	245	-	-	526	-	-
2013-14	77	236	394.54	295	1300	2315.96	295	3039	10399.16
2014-15	97	279	285.59	350	1688	2286.8	500	3131	8232.96
TOTAL	889	2010	2433.46	3934	27816	62490.01	8817	59125	662642.33



## 5.2 Year Wise Trend of Units Registered (contd...)

YEAR	Nainital			Pauri Garhwal			Pithoragarh		
	No. of Units	Employment	Investment (in lakh Rs.)	No. of Units	Employment	Investment (in lakh Rs.)	No. of Units	Employment	Investment (in lakh Rs.)
Up to 1984-85	-	-	-	85	267	48.61	-	-	-
1985-86	-	-	-	94	279	44.00	-	-	-
1986-87	-	-	-	134	355	52.93	-	-	-
1987-88	-	-	-	140	411	69.99	-	-	-
1988-89	-	-	-	127	437	343.30	-	-	-
1989-90	-	-	-	101	539	137.282	-	-	-
1990-91	-	-	-	153	540	59.048	-	-	-
1991-92	-	-	-	236	715	69.045	-	-	-
1992-93	-	-	-	235	601	79.808	-	-	-
1993-94	-	-	-	245	651	402.52	-	-	-
1994-95	-	-	-	93	389	250.50	-	-	-
1995-96	-	-	-	240	536	87.36	-	-	-
1996-97	-	-	-	240	523	74.81	-	-	-
1997-98	-	-	-	207	456	120.4	-	-	-
1998-99	-	-	-	219	470	164.73	-	-	-
1999-00	-	-	-	241	879	1917.82	534 (Up to 99-00)	1013 (Up to 99-00)	585.00 (Up to 99-00)
2000-01	-	-	-	241	552	208.925	44	129	67.54
2001-02	82	265	176.27	241	513	140.8165	44	77	49.48
2002-03	77	254	233.99	245	509	188.12	42	86	22.05
2003-04	152	462	282.20	250	545	657.53	116	233	73.64
2004-05	213	541	276.25	280	544	685.11	195	377	126.93
2005-06	245	505	241.12	295	630	347.19	147	303	161.12
2006-07	260	579	403.24	200	538	405.90	126	214	139.64
2007-08	139	495	1315.45	128	298	273.54	68	202	239.59
2008-09	95	568	2301.67	124	384	607.53	62	165	170.82
2009-10	137	1291	5390.25	155	901	5919.96	71	245	268.59
2010-11	140	675	3261.31	170	581	1050.47	85	345	546.00
2011-12	-	-	-	-	-	-	96	303	647.30
2012-13	202	-	-	54	-	-	321	-	-
2013-14	174	722	2179	255	860	1768.9	116	364	409.71
2014-15	215	1223	1331.43	255	845	601.1	130	345	333.06
TOTAL	2543	10423	37012.08	5683	15750	16603.515	2197	4401	3840.47

## 5.2 Year Wise Trend of Units Registered (contd...)

YEAR	Rudrapryag			Tehri Garhwal			Udham Singh Nagar		
	No. of Units	Employment	Investment (in lakh Rs.)	No. of Units	Employment	Investment (in lakh Rs.)	No. of Units	Employment	Investment (in lakh Rs.)
Up to 1984-85	-	-	-	89	262	44.83	-	-	-
1985-86	-	-	-	112	389	91.56	-	-	-
1986-87	-	-	-	109	448	124.25	-	-	-
1987-88	-	-	-	85	284	118.11	-	-	-
1988-89	-	-	-	84	368	202.30	-	-	-
1989-90	-	-	-	106	369	186.82	-	-	-
1990-91	-	-	-	152	474	93.42	-	-	-
1991-92	-	-	-	197	631	63.12	-	-	-
1992-93	-	-	-	226	658	81.03	-	-	-
1993-94	-	-	-	223	663	211.82	-	-	-
1994-95	-	-	-	76	171	102.23	-	-	-
1995-96	-	-	-	224	531	77.88	-	-	-
1996-97	-	-	-	229	641	201.07	-	-	-
1997-98	-	-	-	241	592	279.61	-	-	-
1998-99	-	-	-	229	526	221.64	-	-	-
1999-00	60	50.05	125	182	375	93.81	-	-	-
2000-01	60	49.06	173	220	494	112.19	-	-	-
2001-02	65	46.18	126	235	613	152.04	-	-	-
2002-03	65	48.05	109	210	568	236.05	03	20	37.00
2003-04	84	57.82	187	215	507	141.10	04	40	306.00
2004-05	83	68.33	174	237	463	155.94	22	279	1336.00
2005-06	91	78.75	198	251	555	287.84	34	1177	6869.00
2006-07	45	-	-	253	528	165.53	84	3239	25359.00
2007-08	46	77.04	108	115	273	136.72	130	4776	55447.00
2008-09	50	341.49	143	88	328	1394.67	197	6244	69617.00
2009-10	43	197.81	125	103	335	1354.16	188	5616	55976.00
2010-11	60	300.87	185	112	338	1168.68	92	3297	28999.00
2011-12	66	1100.73	243	-	-	-	27	4000	37358.00
<b>2012-13</b>	<b>28</b>	<b>-</b>	<b>-</b>	<b>77</b>	<b>-</b>	<b>-</b>	<b>530</b>	<b>-</b>	<b>-</b>
<b>2013-14</b>	<b>90</b>	<b>295</b>	<b>430.12</b>	<b>136</b>	<b>376</b>	<b>291.51</b>	<b>400</b>	<b>2645</b>	<b>10539.32</b>
<b>2014-15</b>	<b>95</b>	<b>293</b>	<b>346.0</b>	<b>166</b>	<b>583</b>	<b>668.95</b>	<b>463</b>	<b>3531</b>	<b>13215.84</b>
<b>TOTAL</b>	<b>1031</b>	<b>3004.18</b>	<b>2672.12</b>	<b>4898</b>	<b>13352</b>	<b>8458.88</b>	<b>2174</b>	<b>34864</b>	<b>305059.16</b>

## 5.2 Year Wise Trend of Units Registered (contd...)

YEAR	Uttarkashi		
	No. of Units	Employment	Investment (in lakh Rs.)
Up to 1984-85	21	38	11.98
1985-86	39	72	16.10
1986-87	31	58	13.98
1987-88	40	70	15.31
1988-89	25	45	12.26
1989-90	40	75	14.82
1990-91	129	235	28.15
1991-92	91	176	24.99
1992-93	70	128	19.20
1993-94	102	192	26.97
1994-95	41	172	14.22
1995-96	121	232	28.29
1996-97	127	242	30.12
1997-98	114	218	26.38
1998-99	101	198	21.77
1999-00	96	192	20.22
2000-01	99	191	20.99
2001-02	86	180	70.72
2002-03	101	198	69.99
2003-04	106	201	73.96
2004-05	131	252	84.46
2005-06	148	215	89.96
2006-07	167	220	101.20
2007-08	57	87	85.55
2008-09	53	65	364.50
2009-10	62	190	248.79
2010-11	70	247	535.91
2010-11	81	296	870.53
<b>2012-13</b>	<b>65</b>	<b>-</b>	<b>-</b>
<b>2013-14</b>	<b>100</b>	<b>344</b>	<b>242.24</b>
<b>2014-15</b>	<b>110</b>	<b>393</b>	<b>271.86</b>
<b>TOTAL</b>	<b>2624</b>	<b>5422</b>	<b>3455.42</b>

### 5.3 Details of Existing Micro & Small Enterprises and Artisan Units

Sl. No.	NIC 2004	Description					
			2010-11	2011-12	2012-13	2013-14	2014-15
1	01	Agriculture, Hunting and Related Service Activities	13	18	3	18	22
2	02	Forestry, Logging and Related Service Activities	0	1	2	0	1
3	05	Fishing, Aquaculture and Service Activities Incidental to Fishing	0	0	0	0	0
4	10	Mining of Coal and Lignite; Extraction of Peat	0	0	0	0	0
5	11	Extraction of Crude Petroleum and Natural Gas; Service Activities incidental to Oil and Gas Extraction, excluding Surveying	1	0	0	1	2
6	12	Mining of Uranium and Thorium Ores	1	0	0	1	0
7	13	Mining of Metal Ores	0	1	3	0	1
8	14	Other Mining and Quarrying	2	4	0	36	7
9	15	Mfg of Food Products and Beverages	319	417	430	491	502
10	16	Mfg of Tobacco Products	0	0	0	31	0
11	17	Mfg of Textiles	88	79	85	94	99
12	18	Mfg of Wearing Apparel; Dressing and Dyeing of Fur	212	246	175	178	204
13	19	Mfg of Leather & Leather Product	15	9	14	15	13
14	20	Mfg of Wood And Wood Products	61	36	57	69	82
15	21	Mfg of Paper And Paper Products	39	27	47	36	41
16	22	Publishing, Printing & Reproduction of Recorded Media	41	20	16	17	32
17	23	Mfg of Coke & Refined Petroleum Products and Nuclear Fuel	10	5	18	16	6
18	24	Mfg of Chemicals and Chemical Products	81	57	83	54	50
19	25	Mfg of Rubber and Plastics Products	82	54	65	41	42
20	26	Mfg of Other Non-Metallic Mineral Products	23	20	20	37	56
21	27	Mfg of Basic Metals	46	54	46	23	28
22	28	Mfg of Fabricated Metal Products	119	155	148	142	186
23	29	Mfg of Machinery and Equipment n.e.c.	25	33	46	58	61
24	30	Mfg of Office, Accounting & Computing Machinery	5	3	4	2	3
25	31	Mfg of Electrical Machinery and Apparatus n.e.c.	71	37	31	42	49
26	32	Mfg. of Radio, Television and Communication Equipment and Apparatus	38	21	14	25	23
27	33	Mfg of Medical, Precision and Optical Instruments, Watches and Clocks	10	10	38	30	36
28	34	Mfg of Motor Vehicles, Trailers and Semi-Trailers	37	29	43	28	31
29	35	Mfg of Other Transport Equipment	24	20	8	1	4
30	36	Mfg of Furniture; Manufacturing n.e.c.	64	102	75	69	87
31	37	Recycling	0	1	2	3	1
32	40	Electricity, Gas, Steam and Hot Water Supply	0	0	4	2	5
33	41	Collection, Purification and Distribution of Water	3	0	1	0	3
34	45	Construction	0	0	2	2	17
35	50	Repair & Maintenance of Motor Vehicle, Retail Sale of Automotive Fuel	48	120	90	62	97

36	51	Wholesale of Trade and Commission Trade	1	2	3	37	8
37	52	Repair & Maintenance of Personal & Household Goods; Retail Trade	61	88	96	105	170
38	55	Hotels and Restaurants	64	70	105	80	101
39	60	Land Transport; Transport via Pipelines	0	0	0	1	2
40	61	Water Transport	0	0	0	0	0
41	62	Air Transport	0	0	1	0	0
42	63	Supporting & Auxiliary Transport & Travel Agents Activities	0	0	2	2	3
43	64	Post and Telecommunications	10	8	10	12	15
44	65	Financial Intermediation, Except Insurance & Pension Funding	0	0	0	1	0
45	66	Insurance and Pension Funding, Except Compulsory Social Security	0	0	0	1	0
46	67	Activities Auxiliary to Financial Intermediation	0	0	0	0	1
47	70	Real Estate Activities	0	0	0	0	0
48	71	Renting of Machinery & Equipment Without Operator & of Personal & Household Goods	9	5	9	11	13
49	72	Computer and Related Activities	76	96	96	109	96
50	73	Research and Development	2	0	2	9	1
51	74	Other Business Activities	23	36	21	45	105
52	75	Public Administration and Defence; Compulsory Social Security	0	0	1	23	0
53	80	Education	3	0	3	3	4
54	85	Health and Social Work	5	6	2	1	0
55	90	Sewage and Refuse Disposal, Sanitation and Similar Activities	0	0	1	0	6
56	91	Activities of Membership Organization n.e.c.	0	0	0	2	0
57	92	Recreational, Cultural and Sporting Activities	6	10	9	29	21
58	93	Other Service Activities	234	219	353	310	329
59	95	Activities of Private Households as Employers of Domestic Staff	0	0	0	58	1
60	96	Undifferentiated Goods - Producing Activities of Private Households for Own Use	0	0	0	0	1
61	97	Undifferentiated Service - Producing Activities of Private Households for Own Use	1	2	0	6	1
62	99	Extra Territorial Organization and Bodies	0	0	7	0	0
63	-	NIC Description Not Reported	0	0	0		
<b>TOTAL:</b>			<b>1,973</b>	<b>2,121</b>	<b>2,291</b>	<b>2,469</b>	<b>2,669</b>
<b>Total [By type of enterprises]:</b>			<b>1,973</b>	<b>2,121</b>	<b>2,291</b>	<b>2,469</b>	<b>2,669</b>

## 5.4 Large Scale Industries / Public Sector undertakings

### प्रदेश में कार्यरत बृहद उद्योग

क्र० सं०	इकाई का नाम	स्थल	स्थापना वर्ष	इकाई का उत्पाद	पूँजी विनियोजन (करोड़ ₹० में)	रोजगार
<b>जनपद — देहरादून</b>						
<b>पूर्व से वर्ष 2003 तक</b>						
1	मै० डोईवाला शुगर कम्पनी लि०	डोईवाला	1956	चीनी, शीरा	21.00	595
2	मै० इण्डियन ड्रग्स एवं फार्मास्यूटिकल्स लि०, वीरमद, आषिकेश	वीरमद, आषिकेश	1962	जीवन रक्षक दवाईयाँ	55.46	210
3	मै० सारा सर्विसेज इन्जीनियर्स प्रा०लि०	मोहब्बेवाला	1983	आयल फील्ड इक्वीपमेंट	10.27	176
4	मै० बिरला यामहा लि०, लालतप्यड़	लाल तप्यड़	1986	पोर्टेबिल जनरेटर सेट	25.00	880
5	मै० ओवेन्स ब्रोकवे (विल्ड) लि०, गुमानीवाला	गुमानीवाला	1987	ग्लास वाइल्स एण्ड बोटल्स	24.35	675
6	मै० पलैक्स फूड लि०	लाल तप्यड़	1991	फ्रीज ब्राइड वैजिटेबिल्स	17.30	350
				योग—	153.38	2886
<b>वर्ष 2004</b>						
7	मै० वीडियोकोन इण्डस्ट्रीज लि०, सेलाकुई	सेलाकुई	2004	एसी, कलर टेलीविजन	10.00	110
<b>वर्ष 2005</b>						
8	मै० एवरेडी इण्डस्ट्रीज(इण्डिया) लि०, ई-32, औ०क्षेत्र, सेलाकुई	सेलाकुई	2005	स्टील टार्प	34.73	73
9	मै० इन्टास फार्मास्यूटिकल्स, कैम्प रोड, सेलाकुई	सेलाकुई	2005	टेबलेट, कैप्सूल्स	10.00	45
				योग—	44.73	118
<b>वर्ष 2006</b>						
10	मै० ईपका लैबोरेटरीज लि०, सारा इण्डोस्टेट लि०, शंकरपुर, हुकमतपुर	शंकरपुर, हुकमतपुर	2006	फार्मास्यूटिकल फार्मूलेशन	14.24	69
11	मै० ट्राईका फार्मास्यूटिकल्स लि०, सारा इण्डो स्टेट लि०, शंकरपुर, हुकमतपुर	शंकरपुर, हुकमतपुर	2006	फार्मास्यूटिकल फार्मूलेशन	14.75	43
				योग—	28.99	112
<b>वर्ष 2007</b>						
12	मै० सेरोन वाये मेडिसिन लि०, कैम्प रोड, सेलाकुई	सेलाकुई	2007	फार्मास्यूटिकल फार्मूलेशन	19.34	83
<b>वर्ष 2010</b>						
13	मै० अपावी फुटवियर प्रा०लि०, सेन्ट्रल गोप टाउन, देहरादून	सेलाकुई	2010	स्पोर्ट्स शूज	33.60	280
				कुल योग—	290.04	3589

क्र० सं०	इकाई का नाम	स्थल	स्थापना वर्ष	इकाई का उत्पाद	पूँजी विनियोजन (करोड़ ₹० में)	रोजगार
<b>जनपद — पौड़ी गढ़वाल</b>						
<b>पूर्व से वर्ष 2003 तक</b>						
1	मै० भारत इलैक्ट्रोनिक्स प्रा०लि०, बलमदपुर, कोटद्वार।	बलमदपुर	1996-97	टेलीफोनिक और टेलीग्राफिक स्वीचिंग एप्रेट्स (इलैक्ट्रोनिक्स)	48.94	663
2	मै० सिद्धबली शुगर प्रा०लि०, औ०आ०, जशोधरपुर, कोटद्वार।	जशोधरपुर	1996-97	एम०एस०/टी०एम०टी०वार	18	100
				कुल योग—	66.94	763

क्र० सं०	इकाई का नाम	स्थल	स्थापना वर्ष	इकाई का उत्पाद	पूँजी विनियोजन (करोड़ ₹० में)	रोजगार
<b>जनपद — नैनीताल</b>						
<b>पूर्व से अब तक</b>						
1	मै० जलपैक इण्डिया लि०	मोटाहलदू, हल्द्वानी	1979	मैटालाईज्ड फिल्म एण्ड पेपर	36.44	244
2	मै० सेन्सुरी पेपर एण्ड पल्प मिल	लालकुआँ	1984	प्रिंटिंग पेपर, रेयान पेपर	1122.4	2269
3	मै० एच०एम०टी० लि०	रानीबाग	1985	घड़ी के पुर्जे	45	611
4	मै० इण्डिया आयल बाटलिंग प्लाण्ट्स	मोटाहलदू, हल्द्वानी	1986	एल.पी.जी.	30	42
				योग :-	1233.84	3166

क्र० सं०	इकाई का नाम	स्थल	स्थापना वर्ष	इकाई का उत्पाद	पूँजी विनियोजन (करोड़ ₹० में)	रोजगार
<b>जनपद — हरिद्वार</b>						
<b>पूर्व से वर्ष 2003 तक</b>						
1	मै० आर.बी.एन.शुगर मिल्स लक्सर (विस्तारीकृत इकाई)	लक्सर	1939	शुगर	75.00	458
2	मै० लक्ष्मी शुगर मिल इकबालपुर (विस्तारीकृत इकाई)	इकबालपुर	1940	शुगर	52.14	625
3	मै० भारत डेवी इलक्ट्रिकल्स लि० बी.एच.ई.एल हरिद्वार श्री जे०बी सिंह 9837099336	बी.एच.ई.एल. हरिद्वार	1962	डेवी मशीनरी	1200.00	8000
4	मै० सेन्ट्रल फाउण्डरी बी.एच.ई.एल.हरिद्वार एन्सलरी यूनिट	बी.एच.ई.एल. हरिद्वार	1962	डेवी मशीनरी	400.00	3000
5	मै० उत्तम शुगर मिल लिब्ररहेडी(विस्तारित इकाई)	लिब्ररहेडी	1994	शुगर	97.13	378
				योग :-	<b>1824.27</b>	<b>12461</b>
<b>वर्ष 2004</b>						
6	मै० हिन्दुस्तान लिबर लि० रानीपुर सिडकुल हरिद्वार श्री शारदा 9760039390	रानीपुर सिडकुल हरिद्वार	2004	पेस्ट, शैम्पू	<b>1500.00</b>	<b>813</b>
<b>वर्ष 2005</b>						
7	मै० दिव्य योग फार्मसी ओ०के० हरिद्वार	ओ०के० हरिद्वार	2005	आयुर्वेदिक मेडिसिन	29.09	432
8	मै० एकम्स ड्रग एण्ड फार्मा प्लाट 19 से 20 से० 8ए आईआईई रानीपुर सिडकुल हरिद्वार श्री सन्दीप जैन 01334-237100 से 104	रानीपुर सिडकुल हरिद्वार	2005	फार्मा प्रोडक्ट	56.26	1437
9	मै० 20 फस्ट सेचुरी प्लाट-12 से० 8ए आईआईई रानीपुर सिडकुल हरिद्वार	रानीपुर सिडकुल हरिद्वार	2005	पैकेजिंग मटेरियल	25.36	102
10	मै० आल्पस इण्डो प्लाट-1 ए से० 10 आईआईई रानीपुर सिडकुल हरिद्वार	रानीपुर सिडकुल हरिद्वार	2005	कोटन यार्न	95.47	632
11	मै० एकर इलेक्ट्रिकल्स प्लाट 1ए से० 8बी आईआईई रानीपुर सिडकुल हरिद्वार	रानीपुर सिडकुल हरिद्वार	2005	स्विच, सार्केट	49.40	2565
12	मै० लोटस ब्यूटीकेयर प्रोडक्ट प्रा०लि०, प्लाट-7, सैक्टर-1ए, सिडकुल	रानीपुर सिडकुल हरिद्वार	2005	कॉस्मेटिक पर्सनल केयर	20.48	396
				योग :-	<b>276.06</b>	<b>5564</b>

<b>वर्ष 2007</b>						
25	मै० एस०डी इंडिया ग्लास लि० लाठरदेवाहूण (इंटीग्रेटेड ग्लास प्लांट)	लाठरदेवाहूण	2007	फ्लोटग्लास मिस्टर रिफ्लेक्टिंग	975.00	426
26	मै० एस०डी इंडिया ग्लास लि० आटो डिवीजन लाठरदेवाहूण	लाठरदेवाहूण	2007	आटो ग्लास	75.00	475
27	मै० एनर लिक्विड नार्थ इण्डिया लि० एस०डी ई.स्टे. लाठरदेवा	लाठरदेवाहूण	2007	नार्थड्रोजन हार्डड्रोजन	90.00	32
28	मै० गुजरात अंबुजा सीमेन्ट ओ०के०लकेश्वरी	ओ०के० लकेश्वरी	2007	सीमेन्ट	131.66	150
29	मै० एवरेशी इण्डस्ट्रीज लि० प्लाट 6 से० 12 आईआईई रानीपुर हरिद्वार	रानीपुर सिडकुल हरिद्वार	2007	ड्राई सेल	43.32	158
30	मै० स्टेयर लाईट आर्टीकल्स टेक्नालाजी प्लाट 2 से० 10 आईआईई रानीपुर सिडकुल हरिद्वार	रानीपुर सिडकुल हरिद्वार	2007	एल्यूमीनियम कण्डक्टर	1022.77	338

<b>वर्ष 2006</b>						
13	मै० लिबर्टी शूज लि० रायपुर		2006	शूज, सोल, कम्पोजेन्ट	23.31	312
14	मै० एवरस्ट इण्डस्ट्रीज लि० लकेश्वरी औ.शे. श्री बोलर	ओ०के० लकेश्वरी	2006	रेस्वेस्टस सीमेन्ट शीट	73.48	500
15	मै० हेक्सा पेरेन्टल पुडाना	पुडाना	2006	फार्मा प्रोडक्ट	31.15	95
16	मै० श्री जी प्रो पैक प्लाट-5 से०-1ए आईआईई रानीपुर सिडकुल हरिद्वार	रानीपुर सिडकुल हरिद्वार	2006	लेमिनेटेड ट्यूब	16.25	171
17	मै० नील मेटल प्लाट 4.5.6.11, से० 5 आईआईई रानीपुर सिडकुल हरिद्वार	रानीपुर सिडकुल हरिद्वार	2006	मेटल बाडी	44.61	273
18	मै० किर्बी बुल्डिंग सिस्टम इण्डिया उत्तरांचल प्रा० लि० प्लाट 2 से० 11 आईआईई रानीपुर हरिद्वार	रानीपुर सिडकुल हरिद्वार	2006	प्री फेब्रीकेटेड स्टील बिल्डिंग	49.38	717
19	मै० काने पैकेजिंग प्रा० लि० प्लाट 1.2, से० 4 आईआईई रानीपुर सिडकुल हरिद्वार	रानीपुर सिडकुल हरिद्वार	2006	फ्लेक्सिबिल पैकेजिंग	15.78	94
20	मै० सोमेनी फार्मस लि० प्लाट 13 से 15 से० 4,	रानीपुर सिडकुल हरिद्वार	2006	पालीथेन फार्मस	29.45	104
21	मै० केबिन केयर प्रा०लि०प्लाट 16.17 से० 4 आईआईईरानीपुर सिडकुल हरिद्वार	रानीपुर सिडकुल हरिद्वार	2006	कॉस्मेटिक आयटम	110.20	544
22	मै० महिन्द्रा एण्ड महिन्द्रा प्लाट 1.2.3.17, से 22 से० 5 आईआईई रानीपुर सिडकुल हरिद्वार	रानीपुर सिडकुल हरिद्वार	2006	आटो थ्री व्हीलर	91.80	439
23	मै० सैलो हाउसवेयर, प्लाट-4, सैक्टर-3, सिडकुल	रानीपुर सिडकुल हरिद्वार	2006	प्लास्टिक होम वेयर	39.10	194
24	मै० थेमिस मेडिकेयर लि०, प्लाट-16, 17, 18, सैक्टर-6ए, सिडकुल	रानीपुर सिडकुल हरिद्वार	2006	फार्मास्यूटिकल प्रोडक्ट्स	26.30	88
				योग :-	<b>550.81</b>	<b>3531</b>



31	मै0 बिरला टायर प्रा0लि0 खेडीमुबारिकपुर	खेडीमुबारिकपुर	2007	टायर	2016.00	1625
32	मै0 विजय इलेक्ट्रीकल्स लि0 प्लाट-1ए सैक्टर-12 आईआईई रानीपुर सिडकुल	रानीपुर सिडकुल हरिद्वार	2007	डिस्ट्रीब्यूशन ट्रान्सफार्मर	57.13	193
33	मै0 हनुन स्नूप टायज लि0 औ0क्ष0 लकोशरी,	औ0क्ष0 लकोशरी	2007	रजाई गद्दे, तकिये एवं कवर	240.00	3000
34	मै0 मेक्स मोबाइल फोन एण्ड ऐससरीज प्रा0लि0 प्लाट - सी- 3 डी - 12 औ0क्ष0 बहादुराबाद	औ0क्ष0 बहादुराबाद	2007	मोबाइल फोन एण्ड ऐससरीज	22.01	384
35	मै आईटीसी लि0 प्लाट1, 4 से0 11 आईआईई रानीपुर सिडकुल हरिद्वार	रानीपुर सिडकुल हरिद्वार	2007	पैकेजिंग, पर्सनल केयर , फूड प्रोडक्ट	625.00	3564
36	मै0 बेटनेस एनीमल हेल्थ लि0, सिडकुल	रानीपुर सिडकुल हरिद्वार	2007	वेटनरी मेडिसिन	39.03	230
37	मै0 सनराइज कन्टेनर लि0, प्लाट-6 एवं 7, सैक्टर-2, सिडकुल	रानीपुर सिडकुल हरिद्वार	2007	पेट प्री फोर्म	29.08	97
38	मै0 एक्सेस्ट इण्डस्ट्रीज लि0, स्टील डिवाजन, लकोशरी, औ0क्षेत्र	लकोशरी	2007	स्टील स्ट्रक्चरल	35.73	308
39	मै0 डेमिल्टन हाउस वेयर प्रा0लि0, प्लाट-1बी, सैक्टर-12,		2007	थर्मोवेयर, हाउसवेयर	25.46	125
				योग :-	<b>5427.19</b>	<b>11105</b>
	<b>वर्ष 2008</b>					
40	मै0 हीरोडोण्डा सिडकुल हरिद्वार	रानीपुर सिडकुल हरिद्वार	2008	मोटरबाईक	1900.00	1217
41	मै0 श्रेया लाईफ साइंस रायपुर भगवानपुर,	रायपुर-भगवानपुर	2008	जीवन रक्षक दवाइयां	41.28	95
42	मै0 राकमैन इण्ड.लि. प्लाट3/पी1 से010 आईआईई रानीपुर हरिद्वार	रानीपुर सिडकुल हरिद्वार	2008	आटो पार्ट्स	174.03	637
43	मै0 एजी इण्डस्ट्रीज प्रा0लि0, प्लाट से0-3/पी-9, सैक्टर-10, आईआईई रानीपुर, सिडकुल	रानीपुर सिडकुल हरिद्वार	2008	प्लास्टिक मोल्डिंग	77.39	179
44	मै0 हिन्दुस्तान जिंक लि0, रानीपुर सिडकुल हरिद्वार।	रानीपुर सिडकुल हरिद्वार	2008	एसएचजी/एचजी जिंक	76.23	145
45	मै0 यिप्रो लिमिटेड, प्लाट-99 से 104, सैक्टर-6ए, सिडकुल	रानीपुर सिडकुल हरिद्वार	2008	स्वयंज एण्ड इलेक्ट्रीकल आईटम्स	19.80	68
46	मै0 गोल्ड प्लस ग्लास इण्डिया लिमिटेड, थियेला, नारसन	थियेला, नारसन	2008	ग्लास	414.00	394
47	मै0 फिनोलेक्स केबल्स लि0, एसडी इण्ड0 इस्टेट, लाठरदेवाहूण।	लाठरदेवाहूण	2008	वायर एण्ड केबल	62.21	302
48	मै0 जुबीलेन्ट ऑर्गेनोसिस लि0, सिकन्दरपुर, भौंसवाल।	सिकन्दरपुर, भौंसवाल	2008	फार्मा प्रोडक्ट	54.34	226
49	मै0 द्यूब इन्वेस्टमेंट आफ इण्डिया लि0, गंगनाली, लक्सर।	गंगनाली, लक्सर	2008	स्टील द्यूब एण्ड डायमण्ड घेन	80.00	88
50	मै0 सत्यम ऑटो कम्पोनेन्ट लि0, प्लाट-3/पी-8, सैक्टर-10, आईआईई रानीपुर, सिडकुल, हरिद्वार।	रानीपुर सिडकुल हरिद्वार	2008	ऑटोमोटिव कम्पोनेन्ट	70.00	237
				योग :-	<b>2969.28</b>	<b>3588</b>

वर्ष 2009						
51	मै0 प्रिन्स पाइप एण्ड फिटिंग लि0 सलेमपुर मेहदूद	सलेमपुर	2009	पाईप एण्ड फिटिंग	52.00	820
52	मै0 लक्ष्मी कोटसन लिमिटेड, प्लाट बी-1, देवमूमि इण्डो इस्टेट, बन्ताखेडी।	बन्ताखेडी	2009	वूवन एण्ड निटेड क्ललाथ	56.83	360
53	मै0 जीएलएस इलैक्ट्रोडस इण्डिया प्रा0लि0, प्लाट-5, सेक्टर-2, सिडकुल	रानीपुर सिडकुल हरिद्वार	2009	सीएफएल	18.80	160
54	मै0 लाईफलोन्ग इण्डिया लि0, प्लाट-7, इण्डो पार्क-2, सलेमपुर मेहदूद।	सलेमपुर मेहदूद	2009	प्लास्टिक मोल्डेड आटो कम्पोनेन्ट	32.37	495
				योग :-	160.00	1835
वर्ष 2010						
55	मै0 पंतजली फूड एण्ड हबल पार्क फेरुपुर, बहादुराबाद।	बहादुराबाद	2010	जैम जैली	500.00	1500
56	मै0 जे0पी0इण्डस्ट्रीज, नल्हेडी देहवीरान।	नल्हेडी देहवीरान	2010	सीमेन्ट	216.19	182
57	मै0 बजाज मोटर्स लि0, प्लाट सं0-14, इण्डोपार्क, बेगमपुर।	बेगमपुर	2010	ऑटो पार्ट्स	44.37	180
58	मै0 बण्डर फाइब्रोमेट्स प्रा0लि0, खसरा-105, 106, रायपुर औ0क्षेत्र, भगवानपुर।	भगवानपुर	2010	पोलिएस्टर मेट रिलेटेड प्रोडक्ट्स	26.38	43
59	मै0 एवरसाईन ऑलियो केम प्रा0लि0, खसरा-182, 181, रायपुर औ0क्षेत्र, भगवानपुर।	भगवानपुर	2010	टोयलेट सोप एण्ड वाशिंग सोप	29.64	32
60	मै0 ट्रेडिंग इंजीनियरिंग इंटरनेशनल यूनिट-3, लकेश्वरी औद्योगिक क्षेत्र।	लकेश्वरी	2010	जनरेटर	152.00	150
61	मै0 मैक्स मोबाइल कम्प्यूनिवेशन लि0, यूनिट-2, बहादुरपुर सैनी।	बहादुरपुर सैनी	2010	मोबाइल, ऐससरीज	235.00	150
62	मै0 पैरागॉन इण्डस्ट्रज लि0, रायपुर औद्योगिक क्षेत्र।	रायपुर	2010	एल्युमिनियम रिट्रप	29.93	119
63	मै0 राना उद्योग दहियाकी, नारसन।	दहियाकी, नारसन	2010	एमएस स्टील, एसएसस्टील	53.75	45
64	मै0 राना अलौय, गंगनौली, लक्सर।	गंगनौली, लक्सर	2010	एमएस इंगट	70.00	150
65	मै0 राना ग्लोबल लि0, गंगनौली, लक्सर।	गंगनौली, लक्सर	2010	एमएस इंगट	55.00	52
66	मै0 एक्वा इन्फास्ट्रक्चर प्रोजेक्ट, अकबरपुर उर्द।	अकबरपुर उर्द	2010	एसवेस्ट शीट	62.00	250
67	मै0 बिरला टायर प्रा0लि0, यूनिट-2, बुलन्द बिल्ट मार्ट, खेडीमुबारिकपुर	खेडीमुबारिकपुर	2010	रेडियल टायर	741.00	1800
68	मै0 मिर्क इलैक्ट्रोनिक्स, मुण्डियाकी।	मुण्डियाकी	2010	वाशिंग मशीन एलसीडी	67.00	123
69	मै0 श्री सीमेंट, अकबरपुर उर्द।	अकबरपुर उर्द	2010	सीमेंट	200.00	175
70	मै0 हरिद्वार आयरन एण्ड इस्पात रौलिंग मिल्स लि0, अकबरपुर उर्द।	अकबरपुर उर्द	2010	एमएस इंगट, एसएसस्टील	57.50	50
71	मै0 एसकेएफ इण्डिया लि0, प्लाट-2, इण्डो पार्क-2, सलेमपुर मेहदूद, बहादुराबाद।	सलेमपुर मेहदूद	2010	आटो पार्ट्स	127.56	237
72	मै0 मुन्जियाल आटा इण्डो लि0, प्लाट-11, इण्डो पार्क-2, सलेमपुर मेहदूद।	सलेमपुर मेहदूद	2010	आटो पार्ट्स	25.38	184
73	मै0 श्रीराम आटो टेक लि0, प्लाट-3, इण्डो पार्क-2, सलेमपुर मेहदूद।	सलेमपुर मेहदूद	2010	आटो पार्ट्स	21.04	222
74	मै0 अल्टीमेट पैकेजिंग लि0, सेक्टर-11	सलेमपुर मेहदूद	2010	पैकेजिंग मैटेरियल	36.00	60
75	मै0 सूर्या प्रोसेस फूड्स प्रा0लि0, प्लाट-5, सेक्टर-11, सलेमपुर मेहदूद।	सलेमपुर मेहदूद	2010	फूड प्रोडक्ट जूस	38.00	125
76	मै0 एनटीएल इलैक्ट्रोनिक्स इण्डिया लि0, खसरा नं0-175, 176, रायपुर, औद्योगिक क्षेत्र	औ0क्षेत्र, रायपुर	2010	इलैक्ट्रिकल आयटम सीएफएल पीसीबी असैम्बलिंग	88.70	250
				योग :-	2876.44	6079
				कुल योग :-	15584.05	44976

क्र० सं०	इकाई का नाम	स्थल	स्थापना वर्ष	इकाई का उत्पाद	पूँजी विनियोजन (करोड़ ₹० में)	रोजगार
	<b>जनपद — ऊधमसिंहनगर</b>					
	<b>पूर्व से वर्ष 2000 तक</b>					
1	मै० किसान सहकारी चीनी मिल, गदरपुर	गदरपुर	1982	चीनी	10.63	805
2	मै० किसान सहकारी चीनी मिल, सितारगंज	सितारगंज	1983	चीनी	21.60	941
3	मै० दि किसान सहकारी चीनी मिल, जसपुर	जसपुर	1983	चीनी	50.43	900
4	मै० चीनी मिल निगम, नैनीताल रोड, किछा	किछा	1984	चीनी	21.40	1056
5	मै० बाजपुर को-ऑपरेटिव शुगर फैक्ट्री, बाजपुर	बाजपुर	1984	चीनी	13.10	110
6	मै० तराई फूड लिमिटेड, किछा	किछा	1985	फ़ोजन वेजीटेबिल	11.00	104
7	मै० बाजपुर को-ऑपरेटिव शुगर फैक्ट्री, बाजपुर	बाजपुर	1985	इण्डस्ट्रियल एल्कोहल	15.52	107
8	मै० आनन्द निशिकावा कम्पनी लि., रामपुर रोड, रुद्रपुर	रुद्रपुर	1985	रबर प्रोफाईल	11.89	354
9	मै० बी.एच.ई.एल., किछा बाईपास रोड, रुद्रपुर	रुद्रपुर	1985	हैवी इंजीनियरिंग इक्विपमेन्ट	14.25	104
10	मै० ईस्टर इण्डिया लि. ग्राम चारुबेटा, खटीमा	खटीमा	1987	पालिस्टर चिप्स यार्न	409.32	650
11	मै० पोलीफ्लैक्स कारपोरेशन लि., लोडिया डेड रोड, खटीमा	खटीमा	1987	पालिस्टर फिल्म व चिप्स	148.54	385
12	मै० डोन्डा सील पावर प्रोडक्ट लि., ग्राम विगवाड़ा, रुद्रपुर	रुद्रपुर	1988	पोर्टेबल जनरेटर	38.14	461
13	मै० सूर्या रोशनी लि., मुरादाबाद रोड, काशीपुर	काशीपुर	1989	सी.एफ.एल., ट्यूब लाइट एण्ड बल्ब	199.72	995
14	मै० इण्डिया ग्लाईकोल्स लिमिटेड, बाजपुर रोड, काशीपुर	काशीपुर	1989	एम.ई.जी वर्फसटेन्ट	1124.64	390
15	मै० खटीमा फाईबरस लि., खटीमा	खटीमा	1990	क्राफ्ट पेपर, डुपलैक्स बोर्ड	66.89	282
16	मै० चीमा पेपर मिल लि., बाजपुर रोड, काशीपुर	काशीपुर	1990	क्राफ्ट पेपर	37.78	141
17	मै० डी.एस.एम.शुगर कम्पनी लि., काशीपुर	काशीपुर	1992	चीनी	17.34	1019
18	मै० चीमा पेपर मिल, बाजपुर	बाजपुर	1992	क्राफ्ट पेपर	10.89	104
19	मै० शीलचन्द एग्रोल्स प्रा.लि. ग्राम शिमला पिस्तौर, रुद्रपुर	शिमला पिस्तौर, रुद्रपुर	1994	एक्सपेलर आयल, सालवेन्ट वनस्पति घी	10.93	73
20	मै० श्याम पल्प एण्ड बोर्ड लि., मुरादाबाद रोड, काशीपुर	काशीपुर	1996	क्राफ्ट पेपर	22.70	64
21	मै० महिन्द्रा एण्ड महिन्द्रा लि० लालपुर, रुद्रपुर	लालपुर, रुद्रपुर	1996	ट्रैक्टर असेम्बलिंग	13.64	286
22	मै० पेप्सीको इण्डिया होल्डिंग्स लि., औद्योगिक क्षेत्र, बेरिया रोड, बाजपुर	बाजपुर	1997	साफ्ट ड्रिंक	17.68	32
				<b>योग:-</b>	<b>2288.03</b>	<b>9363</b>
	<b>वर्ष 2002</b>					
23	मै० मल्टीवाल डुपलैक्स बोर्ड मिल्स प्रा.लि., कुण्डेश्वरी, काशीपुर	काशीपुर	2002	डुपलैक्स बोर्ड	76.11	174
	<b>वर्ष 2004</b>					
24	मै० कोरटेक इलेक्ट्रिकल्स इंडिया प्रा.लि., ग्राम शिमला पिस्तौर, रुद्रपुर	रुद्रपुर	2004	डी.वी.डी., वी.सी.डी.	10.25	108
25	मै० डाबर इण्डिया लि०, प्लाट सं० 04, सेक्टर 02, एकी.औ. आपन्तनगर	एकी.औ.आ.पन्तनगर	2004	ध्वनप्राश, लाल तेल, हाजमोला, हेयर आयल	49.19	436
				<b>योग:-</b>	<b>59.44</b>	<b>544</b>
	<b>वर्ष 2005</b>					
26	मै० श्री कृष्णा वनस्पति प्रा.लि., प्लाट 06, से. 01, एकी.औ.आ. पन्तनगर	एकी.औ.आ.पन्तनगर	2005	वनस्पति घी	15.89	129
27	मै० पारले बिस्कुट प्रा.लि., प्लाट 03, से. 01, एकी.औ.आ. पन्तनगर	एकी.औ.आ.पन्तनगर	2005	बिस्कुट	33.35	400
28	मै० ब्रिटानिया इण्डस्ट्रीज लि., प्लाट 01, से. 01, एकी.औ.आ. पन्तनगर	एकी.औ.आ.पन्तनगर	2005	बिस्कुट एण्ड कोक	52.20	700
29	मै० एलमे टेली पावर लि., प्लाट 03, 08, सेक्टर 05, एकी.औ. आपन्तनगर	एकी.औ.आ.पन्तनगर	2005	धर्मल मैनेजमेन्ट सिस्टम	69.38	126
				<b>योग:-</b>	<b>170.82</b>	<b>1355</b>

वर्ष 2006						
30	मै0 ग्रीन प्लाई इण्डस्ट्रीज लि., प्लाट 02, से. 09, एकी.औ.आ. पन्तनगर।	एकी.औ.आ.पन्तनगर।	2006	ब्लोक बोर्ड, पार्टिकल बोर्ड, पलस डोर	63.14	22
31	मै0 ए.टी.पी.सिल्वी प्रोडक्ट लि., प्लाट 07ए सेक्टर 09, एकी. औ.आ.पन्तनगर।	एकी.औ.आ.पन्तनगर।	2006	ब्लोक बोर्ड, पार्टिकल बोर्ड, पलस डोर	21.64	631
32	मै0 बोम्बे बर्माड ट्रेडिंग कारपोरेशन लि., प्लाट 23, 28, सेक्टर 05ए एकी.औ.आ.पन्तनगर।	एकी.औ.आ.पन्तनगर।	2006	डेकोरेटिव इण्डस्ट्रियल लेमीनेट्स	29.80	30
33	मै0 गणेश पोलीटेक्स, प्लाट 08, सेक्टर 02, एकी.औ.आ. पन्तनगर।	एकी.औ.आ.पन्तनगर।	2006	पालिस्टर स्टेपिल फाईबर	31.16	98
34	मै0 ल्यूमेक्स डी.के.आटो इण्डस्ट्रीज लि., प्लाट 12, सेक्टर 10, एकी.औ.आ.पन्तनगर।	एकी.औ.आ.पन्तनगर।	2006	डेड एण्ड टेल लाईट	16.46	20
35	मै0 दि पेपर प्रोडक्ट्स लि., प्लाट 70 से 73, सेक्टर 04, एकी. औ.आ.पन्तनगर।	एकी.औ.आ.पन्तनगर।	2006	पैकिंग प्रोडक्ट	50.77	33
36	मै0 उत्तरांचल इस्पात प्रा.लि., यू.पी.एस.आई.डी.सी. औ.क्षेत्र, सुल्तानपुर पट्टी	सुल्तानपुर पट्टी	2006	एम.एस.इंगट	10.95	32
37	मै0 वोल्टास लि., प्लाट 01 से 05, सेक्टर 05, एकी.औ.आ. पन्तनगर।	एकी.औ.आ.पन्तनगर।	2006	कूलर एण्ड रेफ्रीजरेटर	24.78	68
38	मै0 ईरा मैटल्स बिल्डिंग सिस्टम, प्लाट सं0-11, सेक्टर-9, एकी.औ.आ.पन्तनगर।	एकी.औ.आ.पन्तनगर।	2006	स्टील स्ट्रक्चर एण्ड एसेसरीज	70.93	122
39	मै0 एस0आर0एफ0लि0, प्लाट सं-14सी, सेक्टर-9, एकी.औ. आ.पन्तनगर।	एकी.औ.आ.पन्तनगर।	2006	पौलीमाइड कम्पाउन्ड चिप्स	43.13	63
				योग:-	362.76	1119
वर्ष 2007						
40	मै0 बी.एस.टी.टैक्सटाईल्स मिल्स प्रा.लि., प्लाट 09, सेक्टर 09, एकी.औ.आ.पन्तनगर।	एकी.औ.आ.पन्तनगर।	2007	टैक्सटाईल प्रोडक्ट	53.83	181
41	मै0 बराक इंजीनियरिंग प्रा.लि., प्लाट 20 सेक्टर 09, एकी.औ. आ.पन्तनगर।	एकी.औ.आ.पन्तनगर।	2007	आटो कम्पोनेन्ट्स	80.85	411
42	मै0 बजाज आटो लि., प्लाट 02, सेक्टर 10, एकी.औ.आ. पन्तनगर।	एकी.औ.आ.पन्तनगर।	2007	टू एण्ड थ्री व्हीलर एसेसरीज	166.50	650
43	मै0 औरंगाबाद इलेक्ट्रिकल्स लि., प्लाट 08, सेक्टर 10, एकी. औ.आ.पन्तनगर।	एकी.औ.आ.पन्तनगर।	2007	आटो कम्पोनेन्ट्स	33.12	60
44	मै0 नेस्ले इण्डिया लि., प्लाट 01ए, सेक्टर 01, एकी.औ.आ. पन्तनगर।	एकी.औ.आ.पन्तनगर।	2007	मैगी नूडल्स	51.29	227
45	मै0 एस.आर.एफ.पालीमर्स लि., प्लाट 14सी, सेक्टर 09, एकी. औ.आ.पन्तनगर।	एकी.औ.आ.पन्तनगर।	2007	नायलॉन कम्पाउन्ड चिप्स	35.05	37
46	मै0 रिट्डी सिद्धी ग्लूको बाउल्स, प्लाट 12, सेक्टर 09, एकी. औ.आ.पन्तनगर।	एकी.औ.आ.पन्तनगर।	2007	स्टार्च पाउडर	82.24	315
47	मै0 थाई समिट नील आटो प्रा.लि., प्लाट 04, सेक्टर 10, एकी.औ.आ.पन्तनगर।	एकी.औ.आ.पन्तनगर।	2007	फ्रेम फ्रैम टैंक	60.52	674
48	मै0 टाटा रियारसन लि., प्लाट 57, सेक्टर 11, एकी.औ.आ. पन्तनगर।	एकी.औ.आ.पन्तनगर।	2007	हाट रोल्ड एण्ड कोल्ड रोल्ड क्वाथल एण्ड सीट्स	45.00	30
49	मै0 सिरडी इण्डस्ट्रीज लि., प्लाट 01, सेक्टर 09, एकी.औ.आ. पन्तनगर।	एकी.औ.आ.पन्तनगर।	2007	पेपर एण्ड पेपर बोर्ड	114.57	225
50	मै0 सुन्दरम फास्टनर्स लि., प्लाट 60, सेक्टर 11, एकी.औ.आ. पन्तनगर।	एकी.औ.आ.पन्तनगर।	2007	आटो कम्पोनेन्ट्स	30.00	42
51	मै0 टेराकाम लि., प्लाट 17 से 19, से. 05, एकी.औ.आ. पन्तनगर।	एकी.औ.आ.पन्तनगर।	2007	टेली कम्प्युनिकेशन इक्विपमेन्ट	54.77	22
52	मै0 रैकिट बैकिंग्स इण्डिया प्रा0लि0, (यूनिट-1), बी-96 फेज-1, एलिङको-सिडकुल, सितारगंज	एकी.औ.आ., सितारगंज	2007	एफ0एफ0सी0जी0 प्रोडक्ट्स	55.00	423
53	मै0 गुजरात अम्बुजा एक्सपोर्ट लि., प्लाट सी-50, ई.एस.आई. पी., सितारगंज।	एकी.औ.आ., सितारगंज	2007	कार्बन वेट मिलिंग	32.39	203
54	मै0 अल्पला इण्डिया प्रा.लि., ई.एस.आई.पी., सितारगंज।	एकी.औ.आ., सितारगंज	2007	प्लास्टिक बोटल	15.31	37
55	मै0 पारले बिस्कुट प्रा.लि., प्लाट सं 10, ई.एस.आई.पी., सितारगंज।	एकी.औ.आ., सितारगंज	2007	बिस्कुट	76.00	650
56	मै0 पेकेजिंग इण्डिया प्रा.लि., प्लाट सी-608, ई.एस.आई.पी., सितारगंज।	एकी.औ.आ., सितारगंज	2007	फ्लैक्सिबल पैकेजिंग मटेरियल	35.91	105
57	मै0 ए.एन.जी. आटोटेक प्रा.लि., प्लाट 197, ई.एस.आई.पी., सितारगंज।	एकी.औ.आ., सितारगंज	2007	ट्रेलर	22.75	83
58	मै0 ला ओपाला आर.जी. लिमिटेड, प्लाट बी-108, ई.एस.आई. पी., सितारगंज।	एकी.औ.आ., सितारगंज	2007	टैबिल एण्ड किचन ग्लास देयर	28.02	237
59	मै0 लूकस टी.वी.एस. लि., प्लाट 55, टाटा वेन्डर पार्क, एकी. औ.आ.पन्तनगर।	एकी.औ.आ., पन्तनगर	2007	आटो कम्पोनेन्ट्स	17.44	86



60	मै0 टाटा मोटर्स लि., प्लाट 01, सेक्टर 11, एकी.ओ.आ. पन्तनगर।	एकी.ओ.आ., पंतनगर	2007	फोर व्हीलर पैसेन्जर एण्ड कार्मशियल	1200.00	575
61	मै0 बडवे इंजीनियरिंग प्रा0 लि0, प्लाट नं0-15, सेक्टर-10, पंतनगर	एकी.ओ.आ., पंतनगर	2007	ऑटो कम्पोनेन्ट्स	10.70	230
62	मै0 आटोमोटिव स्टैमिंग्स एण्ड एसेम्बलीज प्रा.लि., प्लाट 71, सेक्टर 11, एकी.ओ.आ.पन्तनगर।	एकी.ओ.आ., पंतनगर	2007	सीट मैटल	40.76	100
63	मै0 स्याईसर इण्डिया लि., प्लाट 16 एवं 17, सेक्टर 11, एकी.ओ.आ.पन्तनगर।	एकी.ओ.आ., पंतनगर	2007	एक्सले एण्ड ड्राइव साफ्ट	17.50	101
64	मै0 इन्डूरेन्स ट्रान्समिशन सिस्टम इण्डिया प्रा.लि., प्लाट 03, सेक्टर 10, एकी.ओ.आ.पन्तनगर।	एकी.ओ.आ., पंतनगर	2007	आटो कम्पोनेन्ट्स	19.80	221
65	मै0 औरंगाबाद आटो इंजीनियरिंग प्रा.लि., प्लाट 07एच, सेक्टर 09, एकी.ओ.आ.पन्तनगर।	एकी.ओ.आ., पंतनगर	2007	आटो कम्पोनेन्ट्स	18.87	60
66	मै0 नील मेटल प्रोडक्ट प्रा.लि., प्लाट 08, सेक्टर 10, एकी.ओ.आ.पन्तनगर।	एकी.ओ.आ., पंतनगर	2007	आटो कम्पोनेन्ट्स	27.11	106
67	मै0 बल्देव इंजीनियरिंग प्रा.लि., प्लाट , सेक्टर , एकी.ओ.आ.पन्तनगर।	एकी.ओ.आ., पंतनगर	2007	आटो कम्पोनेन्ट्स	16.40	474
68	मै0 सनसेरा इंजीनियरिंग प्रा.लि., प्लाट 18, सेक्टर 09, एकी.ओ.आ.पन्तनगर।	एकी.ओ.आ., पंतनगर	2007	आटो इंजीनियरिंग	13.99	145
69	मै0 माइक्रो टर्नर्स लि., प्लाट 13, सेक्टर 10, एकी.ओ.आ.पन्तनगर।	एकी.ओ.आ., पंतनगर	2007	आटो पार्ट्स	11.99	31
70	मै0 परफेटी वैनमेल इण्डिया प्रा.लि., प्लाट 14बी, सेक्टर 09, एकी.ओ.आ.पन्तनगर।	एकी.ओ.आ., पंतनगर	2007	कन्वैयनर	26.12	349
71	मै0 बी.एच.बी.मेडीसाईन्सेज, प्लाट 20 से 22, सेक्टर 05, एकी.ओ.आ.पन्तनगर।	एकी.ओ.आ., पंतनगर	2007	फार्मास्यूटिकल्स	29.78	62
72	मै0 डेल्टी टी.वी.एस. डीजल सिस्टम, प्लाट 58 एवं 59, सेक्टर 11, एकी.ओ.आ.पन्तनगर।	एकी.ओ.आ., पंतनगर	2007	आटो पार्ट्स	38.38	261
73	मै0 गलवलिया इस्पात उद्योग प्रा.लि., नारायण नगर औद्योगिक आस्थान, काशीपुर।	काशीपुर	2007	मिनी स्टील प्लांट	48.73	20
74	मै0 शिवांगी कास्ट लिमिटेड, रामनगर रोड, काशीपुर।	काशीपुर	2007	पोलिस्टर यार्न	20.12	109
75	मै0 श्रीराम स्ट्रा प्रोडक्ट, लालपुर, काशीपुर।	काशीपुर	2007	कास्ट पेपर	23.76	74
76	मै0 सहोता पेपर मिल्स लि., मुरादाबाद रोड, काशीपुर।	काशीपुर	2007	डुपलैक्स बोर्ड	11.85	254
77	मै0 आर.एस.बी. ट्रान्समिशन इण्डिया लि., प्लाट 23 एवं 23, सेक्टर 11, एकी.ओ.आ.पन्तनगर।	एकी.ओ.आ., पंतनगर	2007	आटो पार्ट्स	65.50	516
78	मै0 एच0पी0लिमिटेड, प्लाट सं0-9 से 11, सेक्टर-5, एकी.ओ.आ.पन्तनगर।	एकी.ओ.आ., पंतनगर	2007	पर्सनल कम्प्यूटर, लैपटॉप सर्वर	14.21	550
79	मै0 महेन्द्रा यूजाइन स्टील कम्पनी लि0, लालपुर, रुद्रपुर।	लालपुर, रुद्रपुर	2007	ट्रैक्टर पार्ट्स	53.66	340
80	मै0 रेडिको खेतान लि0, ए-1, औ0क्षेत्र, फेज-1, यूपीएसआईडीसी, सुल्तानपुर पट्टी, बाजपुर	सुल्तानपुर पट्टी, बाजपुर	2007	पैट जार एण्ड बोटल	18.52	10
				योग:-	<b>2818.31</b>	<b>9286</b>
	<b>वर्ष 2008</b>					
81	मै0 ग्रेपटी एक्सपोर्ट, प्लाट 03, सेक्टर 02, एकी.ओ.आ.पन्तनगर।	एकी.ओ.आ., पंतनगर	2008	फिनिश नीडेड फ़ैब्रिक्स	20.36	495
82	मै0 यूनिवर्सल कम्फोर्ट प्रोडक्ट, प्लाट 01, सेक्टर 10, एकी.ओ.आ.पन्तनगर।	एकी.ओ.आ., पंतनगर	2008	एअर कंडीशनर इक्विपमेन्ट	13.64	330
83	मै0 बाल फार्मा लि., प्लाट 01 से 03, सेक्टर 04, एकी.ओ.आ.पन्तनगर।	एकी.ओ.आ., पंतनगर	2008	फार्मास्यूटिकल्स	11.98	36
84	मै0 नरेन्द्र प्लास्टिक प्रा.लि., प्लाट ए-195, ई.एस.आई.पी., सितारगंज।	एकी.ओ.आ., पंतनगर	2008	पोलीप्रोपलीन बैग्स एण्ड सीट्स	24.23	34
85	मै0 टैक्नो इलेक्ट्रॉनिक लि., मुरादाबाद रोड, काशीपुर।	काशीपुर	2008	रेफ्रीजरेटर	224.00	450
86	मै0 ल्यूमैक्स इण्डस्ट्रीज लि., प्लाट 51, सेक्टर 11, एकी.ओ.आ.पन्तनगर।	काशीपुर	2008	डेड लैम्पस	22.51	20
87	मै0 शेख मुल्लन एण्ड सन्स, महुवाखंडागंज, काशीपुर	काशीपुर	2008	दुलन कार्पेट	28.47	30
88	मै0 अरावली एल्यूमिनम प्रा0लि0, बी-07,फेज-2, एल्लिको-सिडकुल, सितारगंज	एल्लिको-सिडकुल, सितारगंज	2008	आटो कम्पोनेन्ट्स	30.00	97
89	मै0 पायोनर पोलिलैटर प्रा0लि0, ए0औ0आ0, पंतनगर।	ए0औ0आ0, पंतनगर	2008	पी0वी0सी0 प्लैक्स मेटेरियल, पी0वी0सी0शीट	52.86	72
90	मै0 श्रीराम फाउन्ड्री लि0, प्लाट-32, सेक्टर-11, पंतनगर	ए0औ0आ0, पंतनगर	2008	ऑटो कम्पोनेन्ट्स	54.17	180

91	मै0 राधा माधव कारपोरेशन लि0, प्लॉट नं0-66, सैक्टर-4, पंतनगर।	ए0ओ0आ0, पंतनगर	2008	पी0पी0सी0 क्रिस्टल	35.00	60
92	मै0 कात्यानी पेपर मिल प्रा0लि0, ग्राम-कुदैयावाला, नियर सोना फार्म, जसपुर रोड, काशीपुर।	जसपुर रोड, काशीपुर	2008	राईटिंग एण्ड प्रिन्टिंग पेपर	29.75	71
				योग:-	546.97	1875
	<b>वर्ष 2009</b>					
93	मै0 फ्लैक्सीटीफ प्रा.लि., ग्राम महुवाखेड़ागंज, काशीपुर।	काशीपुर	2009	वूवनसैक्स	78.05	975
94	मै0 सूर्योदय टैक्सटाइल्स प्रा.लि., प्लॉट सं0 59 से 63, सैक्टर 07, पंतनगर।	एकी.ओ.आ., पंतनगर	2009	कम्बैट काटन यार्न	46.70	207
95	मै0 इन्नोवेटिव टैक्सटाइल्स प्रा.लि., प्लॉट सं0 08, फेज-01, एलिङको, सितारगंज	एलिङको-सिडकुल, सितारगंज	2009	स्पिनिंग, वीरिंग एण्ड प्रोसेसिंग	46.97	278
96	मै0 आटोलाइन इण्डो, प्लॉट नं 8ए सैक्टर 11, आइ0आइ0ई0, पंतनगर	एकी.ओ.आ., पंतनगर	2009	आटो पार्ट्स	31.00	140
97	मै0 आई0टी0एल0 इमैजिटिक लि0, डी-2, फेज-2, एलिङको-सिडकुल, सितारगंज	एलिङको-सिडकुल, सितारगंज	2009	टोनर	25.00	194
98	मै0 एक्सन बिल्डवेल प्रा0लि0, सी-34, फेज-3, एलिङको-सिडकुल, सितारगंज	एलिङको-सिडकुल, सितारगंज	2009	पार्टिकल बोर्ड	147.00	450
99	मै0 हैन्ज इण्डिया लि0, एलिङको-सिडकुल, सितारगंज	एलिङको-सिडकुल, सितारगंज	2009	फूड प्रोडक्ट	65.70	207
100	मै0 अमेरिकन पावर कारपोरेशन इण्डिया प्रा0लि0, प्लॉट सं0-7बी, सी, सैक्टर-9, आइ0आइ0ई0, पंतनगर।	एकी.ओ.आ., पंतनगर	2009	यू0पी0एस0	21.50	226
101	मै0 इमामी उद्योग लि0, सैक्टर-5, आइ0आइ0ई0, पंतनगर।	एकी.ओ.आ., पंतनगर	2009	आयुर्वेदिक मलहम	33.64	14
102	मै0 कौल्स इण्डिया लि0, प्लॉट नं0-56, सैक्टर-11, पंतनगर	एकी0ओ0आ0, पंतनगर	2009	मैन्यू0 आफ पार्ट्स एण्ड एसेसरीज फॉर मोण्डेरीकल	23.67	66
103	मै0 टी0वी0एस0 श्रीचक्र लि0, प्लॉट नं 7, सैक्टर 1, आइ0आइ0ई0, पंतनगर।	एकी.ओ.आ., पंतनगर	2009	टायर, टयूब	183.35	571
104	मै0 विश्वनाथ पेपर बोर्ड लि0, हल्दुआ साइ, पो0ओ0-शिवराजपुर पट्टी, जसपुर।	हल्दुआ साइ, जसपुर	2009	क्राफ्ट पेपर	20.50	65
105	मै0 वी-गार्ड इण्डो लि0, 6 कि0मी0स्टोन, मुरादाबाद रोड, काशीपुर।	मुरादाबाद रोड, काशीपुर	2009	इलेक्ट्रिक वायर	10.74	41
				योग:-	733.82	3434
	<b>वर्ष 2010</b>					
106	मै0 हल्दीराम स्नेक्स प्रा0लि0, प्लॉट नं 2बी, सैक्टर-2, आइ0आइ0ई0, पंतनगर।	एकी.ओ.आ., पंतनगर	2010	स्नेक्स, नमकीन	23.48	56
107	मै0 आई0टी0 डब्ल्यू इण्डिया लि0, प्लॉट सं0-13, सैक्टर-2, आइ0आइ0ई0, पंतनगर।	एकी.ओ.आ., पंतनगर	2010	रेडी पैक एण्ड एंगिल बोर्ड	25.59	60
108	मै0 ओमेगा आईस हिल प्रा0लि0, प्लॉट सं0-37, सैक्टर-4, आइ0आइ0ई0, पंतनगर।	एकी.ओ.आ., पंतनगर	2010	लेजर वैल्वेड कैंडिटी प्लेट्स	18.00	40
109	मै0 अशांका लोलैण्ड लिमिटेड, प्लॉट सं0-1, सैक्टर-12, आइ0आइ0ई0, पंतनगर।	एकी.ओ.आ., पंतनगर	2010	कामिश्नियल वाहन	1500.00	1200
110	मै0 रोजीतास स्टैंपिंग प्रा0लि0, प्लॉट नं0-25, 26, सैक्टर-11, आइ.आई.ई. पंतनगर।	एकी.ओ.आ., पंतनगर	2010	मोटर व्हीकल पार्ट्स	89.31	304
111	मै0 दी माल्ट कम्पनी इण्डिया लि0, नंदनगर औद्योगिक आस्थान, महुवाखेड़ागंज, काशीपुर।	महुवाखेड़ागंज, काशीपुर।	2010	फूड प्रोडक्ट	59.75	70

112	मै0 डाबर इण्डिया लि0, यूनिट-2, सेक्टर 01, एकी.ओ.आ. पन्तनगर।	एकी.ओ.आ., पन्तनगर	2010	लाल दंत मंजन	25.00	125
113	मै0 पार्कसन पैकेजिंग लिमिटेड, प्लॉट नं0-23, 24, सेक्टर-4, आई.आई.ई. पन्तनगर।	एकी.ओ.आ., पन्तनगर	2010	पैकिंग मटेरियल	30.00	80
114	मै0 पौलीप्लैक्स कारपोरेशन, ग्राम-विक्रमपुर, बाजपुर।	एकी.ओ.आ., पन्तनगर	2010	पौलीफिल्म, पौलीथिन	426.13	363
115	मै0 एस0आर0एफ0पालीमर्स, काशीपुर।	काशीपुर	2010	नायलान कम्पाउन्डेड थिप्स	63.63	42
116	मै0 बडवे इंजीनियरिंग लि0, प्लॉट नं0-52, सेक्टर-11, पन्तनगर	एकी0ओ0आ0, पन्तनगर	2010	ऑटो मोबाइल पार्ट्स फॉर व्हीलर	22.50	56
117	मै0 एमटैक ऑटो लि0, प्लॉट नं0-73, सेक्टर-11, टाटा वेण्डर पार्क, सिडकुल, पन्तनगर	सिडकुल, पन्तनगर	2010	मशीन आफ ऑटोमोटिव कम्पोनेन्ट	30.99	63
118	मै0 जी0सी0पावर कारपोरेशन इण्डिया प्रा0लि0, प्लॉट सं0-09, से0-09, पन्तनगर	एकी0ओ0आ0, पन्तनगर	2010	काइन फ्लैक्स कॉपर वायर	62.69	115
119	मै0 रैकेट बैकिंग इण्डिया प्रा0लि0, (यूनिट-2), बी-96 फेज-1, एल्लिको-सिडकुल, सितारगंज	एल्लिको-सिडकुल, सितारगंज	2010	एफ0एफ0सी0जी0 प्रोडक्ट्स	75.00	760
120	मै0 नील मेटल प्रोडक्ट प्रा.लि., प्लॉट 22, सेक्टर 12, आईटीबीटी पार्क, एकी.ओ.आ.पन्तनगर।	आई0आई0ई0 पन्तनगर	2010	ऑटो पार्ट्स	22.32	62
121	मै0 ग्रीन प्लाई इण्डस्ट्रीज लि., प्लॉट 02, से. 09, एकी.ओ.आ. पन्तनगर।	एकी.ओ.आ.पन्तनगर।	2010	एम0डी0एफ0 प्लाण्ट	275.00	92
122	मै0 आम पन्तनगर एक्सल प्रा0लि0, प्लॉट-36ए, सेक्टर-11, पन्तनगर	एकी.ओ.आ.पन्तनगर।	2010	एक्सल एसेम्बली	28.63	85
123	मै0 हिन्दुस्तान जिंक लि0, प्लॉट नं0-2, सेक्टर-14, पन्तनगर	एकी.ओ.आ.पन्तनगर।	2010	मैन्चू0 आफ थोर सिल्वर इंगट	65.00	85
				योग:-	2843.02	3658
				कुल योग:-	9899.28	30808



## **5.5 Potential for new MSMEs**

### **CORE INFRASTRUCTURE**

The concessions offered by the State and Central Governments and the institutional framework for infrastructure projects provided in the New Industrial Policy, make infrastructure projects in Uttarakhand very attractive.

\* Expansion and modernization of Jolly Grant Airport completed, making it suitable for AB-320 / Boeing 737- 800 air crafts.

\* Expansion work in Pantnagar airport is in the final phase of completion. Besides operating AB-320 / Boeing 737- 800 air crafts, this is proposed to be developed as Cargo Airport.

#### **Opportunities**

The State Government is open to exploring all models for infrastructure projects:

1. By-passes
2. Power
3. Roads and Expressways
4. Tourism and related infrastructure
5. Specialized industrial areas and commodity parks
6. Townships
7. Urban Infrastructure-water supply, scientific waste management, solid waste disposal systems, sewerage systems, intra city transport infrastructure and other urban facilities
8. Access-controlled Highways
9. Airports and Aviation
10. All- weather National Highway.

### **INDUSTRY**

The Industrial Policy of the Uttarakhand State Government and the Central Government's Concessional Industrial Package make Uttarakhand an attractive destination for setting up new industries.

#### **Opportunities**

- \* Apparel Parks
- \* Automobile Manufacturing and Auto Components.
- \* Electronics and White Goods, Electronic City .
- \* Fast Moving Consumer Goods (FMCG).
- \* Forest-based industries.
- \* Handicrafts and Handlooms.
- \* Herb-based cosmetics and aromatics.
- \* Herbal medicines.
- \* Herbal Parks.

- \* Hi-tech electronic industries.
- \* Industrial enzymes.
- \* Mining.
- \* Optics and precision instrument.
- \* Packaging.
- \* Pharmaceuticals.
- \* Service Industry.
- \* Information Technology.
- \* Tourism.
- \* Special Economic Zone and Commodity Export Parks.
- \* Wool-based industries.
- \* Drawing & Survey Instruments.

***Uttarakhand has pharmaceutical cluster with over 300 units having expertise to manufacture an entire spectrum of pharmaceutical products.***



## TOURISM

Uttarakhand is a well– renowned religious and wildlife tourism destination. Uttarakhand's unparalleled natural beauty, its mountains, rivers and glaciers, dense forests, rich cultural heritage, famous pilgrimage and spiritual centres, pollution-free environment, healthy climate and peaceful law and order situation, all combine to make it a tourist destination par excellence.

The Government's motto for this sector is “Government Led, Private Sector Driven, Community Welfare Oriented”. The government is following a master plan approach to ensure planned development and growth.

### Opportunities

- \* Adventure Tourism.
- \* Development of new tourist destination.
- \* Development of facilities for providing spiritual lessons and other rejuvenating courses.
- \* E-commerce in Tourism: on line reservations, accommodation, payments, etc.
- \* Health Tourism: Hotels, spas, yoga, and meditation centres, ayurvedic therapy etc.
- \* Heli-taxi services, charters, luxury tented camps.
- \* Infrastructure Development: roads, flyovers, airports, hotels, communications etc.
- \* Management of 80 tourist rest houses to be privatized.
- \* Master plans have already been prepared for the Char Dham Pilgrimage Circuit, a new ski resort at Dayara Bugyal, an eco tourism project near Ramnagar, trek routes, development of air strips, development of Tehri Dam as a tourist resort, cave tourism at Patal Bhuteswar etc.
- \* New ski resorts.
- \* Promotion of eco, adventure, spiritual and leisure tourism.
- \* Promotion of tourism-oriented handicraft and souvenir industry.
- \* Ropeway development.



## HYDRO POWER

Uttarakhand's large network of rivers and canals provides immense scope for hydropower energy generation, to cater to its own demands as well as any shortfall of the neighbouring states.

### Hydro Power Generation in Uttarakhand

- \* Government of Uttarakhand is committed to make the state self sufficient in Energy Sector.
- \* Hydropower production increased from 97 MW in 2001-02 to 3100 MW in 2010-11.
- \* Work initiated on Lakhwad-Vyasi Hydro Power Project.
- \* Effective start to Kishu Dam Project with help from Himachal Pradesh.

### Renewable Energy

- \* Power generation from solar energy under Jawaharlal Nehru National Solar Mission.
- \* Power generation from Biomass i.e. pine needle, lantana and other forest residue .
- \* Power generation from Micro Hydel projects.

### Opportunities

- \* Entire spectrum of Hydro-based power projects.

## AGRO-BUSINESS, FLORICULTURE & HORTICULTURE

An amazing variety of fruits, vegetables, nuts, flowers and herbs grow in this land of Basmati. This abundant bounty, coupled with the favorable climatic conditions for food processing, makes Uttarakhand an attractive investment destination for agri and food processing, floriculture, horticulture, herb-based industries, etc.

Four Export Zones for Litchi, Floriculture, Basmati Rice and Medicinal Plants, respectively, have already been established. The government also facilitates net working and co-operation with the APEDA, NHB, MFPI, financial institutions and co-operatives.

Uttarakhand is making considerable efforts to not only increase its real farm income/ productivity but also achieve global competitiveness. Uttarakhand has put Agriculture Production Marketing Committee (APMC) Act in place and the rules are being finalized. Uttarakhand is looking forward to support from public and the private sector towards promotion and adoption of mechanization in the agriculture sector.

### Opportunities

- \* Agriculture R&D.
- \* Agri Marketing.
- \* Agriculture Partnership in Public & Private domain
- \* Agriculture extension.
- \* Bio-Fuels.
- \* Cold chain technologies, rootstock cultivation and processing.
- \* Development of teagardens.

- \* Drip irrigation and other scientific water management techniques.
- \* Floriculture.
- \* Food processing industry and Contract Farming.
- \* Horticulture: Over 65 government owned orchards have been given to the private sector.
- \* Marketing support infrastructure: vegetables service centre, central auction areas and establishment of modern markets with transport facilities.
- \* Medicinal plants, herb cultivation, tissue culture labs.
- \* Minor and medium irrigation projects.
- \* Organic farming.
- \* Poly houses and poly tunnels.

## **INFORMATION AND COMMUNICATION TECHNOLOGY**

Information and communication technology has received special attention from the state government and is has been accorded the status of industry. The state has all prerequisites for developing as a preferred destination for IT & ITES. Several initiatives have been taken to promote IT and ITES industry in Uttarakhand. Uttarakhand offers high-speed connectivity with the establishment of an STPI earth station at Dehradun. There are more such stations planned at other locations. It also offer a large pool of English speaking, skilled people. Further, the Government of Uttarakhand is actively promoting IT & IT Enabled industries. A dedicated land bank for these industries and an Infocity are on the anvil. The presence of the STPI earth station ensures good connectivity. Hence all the major ingredients required for setting up a successful IT Enabled Service venture-namely manpower, good connectivity and favourable government policy are available in Uttarakhand.

A dedicated IT park has been set up in Dehradun and other projects are in the pipeline. As a result of various initiatives, many units are already in operation in this area like HCL Info systems, WIPRO Infotech, Modi Infotech, Hiltron, Simcom Solutions etc.

### **Opportunities**

- \* Business Process Outsourcing units such as customer care centers, call centers, medical transcription, digitalization and technical support centers
- \* e-Business.
- \* e-Commerce.
- \* e-Tourism.
- \* Hardware and consumable manufacturing or integration.
- \* IT for proactive governance.
- \* Software development.

## **BIOTECHNOLOGY**

Biotechnology (BT) is poised to make significant contributions in agriculture, human and animal health care, environment management and process industries. Uttarakhand is blessed with remarkable agro-bio diversity, as well as variety of medicinal and aromatic plants. Nature's gifts, coupled with a proactive state policy that encourages biotechnology in the agri and pharma sectors, make Uttarakhand an ideal location for biotechnology venture. The Pantnagar University has the

infrastructure and domain knowledge to facilitate biotechnology projects in the state. The State Government undertakes to provide the following facilities to the companies desirous of establishing BT units in the state.

\* Units coming up in this sector shall be accorded industry status and will be eligible for incentives and concessions as per the Industrial Policy of the State. Joint R&D projects are provided with special fiscal benefits.

**Besides the above the State government proposes to...**

\* Develop Uttarakhand as a centre of excellence in biotechnology by providing necessary education and training facilities for the creation of a large pool of multi-skilled, technically competent manpower and organizations for state of the art biotechnology research in the state.

\* Set up a Biotechnology Park which will integrate resources and provide amongst others, a focused institutional setup for accelerated commercial growth of Biotechnology and Bio-Informatics.

**Opportunities**

- \* Agri Biotech
- \* Bio-Pharma
- \* Improvement, conservation and development of bio- resources
- \* Manufacture of drugs and Pharmaceuticals
- \* Products and value addition as a result of biotechnology

## **HEALTH & MEDICAL CARE**

The salubrious pollution-free climate of Uttarakhand makes it an ideal destination for the Health and medical care Industry. All systems of medicine, from the most modern to the traditional are practiced in the state.

The Government of Uttarakhand is committed to improve the health status and quality of life of its people, by focusing on health issues with the objective of reducing disease burden, creating an enabling environment influencing health determinants such as nutrition, water, sanitation, the environment and other factors such as education and employment.

**Opportunities**

- \* Health tourism
- \* Medical colleges
- \* Para-medical colleges
- \* Recuperative centers
- \* Diagnostic Centers
- \* Herbal and Ayurvedic medicines, including scientific collection and cultivation of herbs .
- \* Ayurveda, AYUSH
- \* Hospitals
- \* Manufacture of drugs and Pharmaceuticals
- \* Mobile Clinics
- \* Medical Equipment.
- \* Super Specialty Institutes
- \* Tele Medicine & IT Medicine.

## 5.6 Existing Clusters in State Uttarakhand

### 5.6.1 LIST OF IDENTIFIED MSME INDUSTRIAL CLUSTERS

<i>Sl. No.</i>	<i>Name of Cluster</i>	<i>Name of SPV</i>
1.	Pharmaceutical Cluster, Sidcul, Haridwar	APM Research & Analytical Labs Private Limited, (Formed by APM, Haridwar) 18-22, Sector-6B, Sidcul, Ranipur, Haridwar, PIN-249 403, Uttarakhand Ph. 01334-239201
2.	Pharmaceutical Cluster, Sidcul, Selaqui, Dehradun	Shivalik Research and Analytical Services Private Limited, (Formed by DMA, Dehradun) Drug Manufacturers Association Uttarakhand (REGD) E-18, Selaqui Ind, Area, Selaqui, Dehradun, PIN-248197 Ph. 0135-2699037
3.	Survey Instruments Cluster, Roorkee, Distt. Haridwar	Roorkee Instruments Development consortium, 834 Azad Nagar Roorkee, PIN-247667 Uttarakhand, Ph.01332-261087
4.	Automobile Component Manufacturing Cluster Sidcul Pantnagar	SPV yet to be Formed.
5.	Pharmaceutical Cluster Sidcul Pantnagar Distt. Udham Singh Nagar	SPV yet to be Formed.



**5.6.2. MINI CLUSTERS UNDER LEAN MANUFACTURING IN UTTARAKHAND**

<b>Sl. No.</b>	<b>Name of Cluster</b>	<b>No. of units (Nos.)</b>	<b>Location</b>	<b>Activity</b>	<b>NMIU</b>
<b>1</b>	<b>Boss Cluster</b>	<b>09</b>	<b>Rudrapur</b>	<b>Sheet Metal</b>	<b>NPC</b>
<b>2</b>	<b>Sandhar Auto Cluster</b>	<b>07</b>	<b>Haridwar</b>	<b>Auto</b>	<b>NPC</b>
<b>3</b>	<b>Aqua Mall Cluster</b>	<b>06</b>	<b>Haridwar</b>	<b>Auto</b>	<b>NPC</b>
<b>4</b>	<b>Print &amp; Packaging Cluster</b>	<b>07</b>	<b>Haridwar</b>	<b>Packaging</b>	<b>QCI</b>
<b>5</b>	<b>Pace Auto Cluster –I</b>	<b>10</b>	<b>Rudrapur</b>	<b>Auto</b>	<b>QCI</b>
<b>6</b>	<b>Engineering Cluster</b>	<b>09</b>	<b>Haridwar</b>	<b>Engineering</b>	<b>QCI</b>
<b>7</b>	<b>Auto Mahindra Cluster</b>	<b>06</b>	<b>Haridwar</b>	<b>Auto</b>	<b>QCI</b>

## 5.6.3 DETAILS OF SIDBI-BDS DEHRADUN PHARMA CLUSTER

Sl. No.	Particulars	Information				
1	Name of the cluster	SIDBI-BDS DEHRADUN PHARMA CLUSTER (Districts Dehradun & Haridwar)				
2	Principal Products Manufactured in the Cluster	Allopathic formulation in various dosage forms such as Tablets, Capsules, and Liquid Orals, Ointments and Injectables.				
3	Name of the SPV	M/s. Shivalik Research and Analytical Services (P) Ltd., Dehradun				
4	No. of functional units in the clusters	The main stakeholders of the cluster are 182 SMEs, 3 BMOs (DMA Dehradun, APM Haridwar & PMA Roorkee), 2 Testing Labs, Raw Material suppliers, packing material suppliers, BDSPs, Banks and Pharma Institutions.				
	Composition of Units in SIDBI-BDS Dehradun Pharma Cluster (Source: DSR)					
	District	Location	No. of Units	Total No of units	No. of Small enterprises	No. of Medium enterprises
	Dehradun	UPSIDC industrial area	22	55	35	20
		Pharmacy	20			
		Sara Industrial Estate	09			
		Mobhiwala Estate	04			
	Haridwar	Integrated industrial Estate, SIDCUL	39	127	108	19
		BHEL Industrial Estate	03			
Bhagavanpur Industrial Area, Devabhoomi Industrial Area and other places in Roorkee		85				
TOTAL		182	182	143	39	
5	Turnover of the Clusters	Rs. 3248 crores				
6	Value of Exports from the Clusters	Rs.700 crores				
7	Employment in Cluster	18074 persons				
8	Average investment in plant & Machinery	Rs. 1,117 Crores (Investment in Small enterprises Rs. 445 Crores & Investment in Medium enterprises Rs. 672 Crores)				
9	Presence of capable institutions	1) NIPER Mohali, Chandigarh 2) PHARMEXCIL New Delhi 3) Testing Labs 4) Pharma Educational Institutions 5) GMP Consultants 6) Pharma software companies				

**5.6.4 LIST OF ARTISAN CLUSTERS**

S. No.	Cluster Name	Product Classification	Product	Details
<b>District: ALMORA</b>				
1.	Almora	Textiles	Wool Weaving	Chutka (Quilts), Thulma, Daan (Mattress), Panki (Shawls)
2.	Almora	Textiles	Woollen Wrap	Panki (Shawls), Thulma, Chutka (Quilts), Daan (Mattress)
3.	Almora	Textiles	Throws	Panki (Shawls), Thulma, Chutka (Quilts), Daan (Mattress)
4.	Almora	Textiles	Textile Handloom	Saree, Bed Sheet, Shawl, Blanket
5.	Almora	Textiles	Durries	Durries
6.	Almora	Textiles	Rugs by Hand	Rugs by Hand
7.	Munshiyar, Almora	Textiles	Knotted Pile Carpet	Wall Hangings, Carpets
8.	Almora	Woodwork	Furniture	Furniture
9.	Almora	Woodwork	Fixtures	Fixtures
10.	Almora	Basketry, Mat Weaving & Cane Articles	Straw Grass	Moshtha (Multi-Purpose Floor Covering), Containers of Various Shapes and Sizes, Tray
11.	Almora		Ringot	Utility Items
<b>District: BAGESHWAR</b>				
12.	Bageshwar	Woodwork	Woodwork	Theki (Vessel For Setting Curd), Bhanar (Wooden Casket), Door, Window Panels, Grain Measure
<b>District: CHAMOLI</b>				
13.	Chamoli	Textiles	Throws	Panki (Shawls), Thulma, Chutka (Quilts), Daan (Mattress)
14.	Chamoli	Textiles	Knotted Pile Carpet	Wall Hangings, Carpets
15.	Chamoli	Textiles	Woollen Wrap	Daan (Mattress), Chutka (Quilts), Thulma, Panki (Shawls)
16.	Chamoli	Textiles	Wool Weaving	Daan (Mattress), Panki (Shawls), Thulma, Chutka (Quilts)
17.	Chamoli	Basketry, Mat Weaving & Cane Articles	Straw Grass	Moshtha (Multi-Purpose Floor Covering), Tray, Containers of Various Shapes and Sizes
18.	Chamoli	Woodwork	Papri Woodcraft	Utility Items

19.	Chamoli		Ringot	Utility Items
20.	Ghat, Tefna, Thrali, Gholtir, Chamoli	Textiles	Textile Handloom	Blanket, Shawl, Loi
<b>District: DEHRADUN</b>				
21.	Dehradun	Textiles	Phukari Craft	Cushion Cover, Dress Material, Ladies Suits, Shawls, Scarves
22.	Dehradun	Textiles	Knotted Pile Carpet	Carpets, Wall Hangings
23.	Dehradun	Toys & Dolls	Doll making	Traditional Dolls
24.	Dehradun	Basketry, Mat Weaving & Cane Articles	Cordage	Cordage
25.	Dehradun	Basketry, Mat Weaving & Cane Articles	Ram Bans	Decorative Items
26.	Dehradun	Basketry, Mat Weaving & Cane Articles	Jute Hemp Rope	Jute Hemp Rope
27.	Dehradun	Woodwork	Walking Stick Making	Walking Stick Making
28.	Dehradun	Woodwork	Lacquer Ware	Caravans of Camels, Tea Sets, Sets of Musicians, Cradles, Sindoor Boxes, Flower Vases, Toys – Jhunjuna, Sadhus of India, Models of Carts, Animal Figures, Elephants, Telephone Sets, Boxes, Furniture, Bed Posts, Rail Engines, Models of Aeroplanes, Tops, Chusni For Babies, Jumping Sets, Bats, Balls
<b>District: TEHRI GARHWAL</b>				
29.	Garhwal	Textiles	Throws	Panki (Shawls), Thulma, Chutka (Quilts), Daan (Mattress)
30.	Garhwal	Textiles	Woollen Wrap	Daan (Mattress), Chutka (Quilts), Thulma, Panki (Shawls)
31.	Garhwal	Textiles	Wool Weaving	Daan (Mattress), Panki (Shawls), Thulma, Chutka (Quilts)
32.	Garhwal	Textiles	Knotted Pile Carpet	Wall Hangings, Carpets
33.	Garhwal	Basketry, Mat Weaving & Cane Articles	Straw Grass	Containers of Various Shapes and Sizes, Moshtha (Multi- Purpose Floor Covering), Tray

District: HARIDWAR				
34.	Haridwar	Theatre craft & Puppetry	Puppets	Puppets
35.	Haridwar	Theatre craft & Puppetry	Costumes	Costumes
36.	Haridwar	Theatre craft & Puppetry	Theatre	Theatre
37.	Haridwar	Woodwork	Wood Turning	Wood Turning
38.	Haridwar	Woodwork	Lacquer ware	Lacquer ware
39.	Haridwar	Textiles	Knotted Pile Carpet	Wall Hangings, Carpets
District: NAINITAL				
40.	Nainital	Textiles	Wool Weaving	Daan (Mattress), Chutka (Quilts), Thulma, Panki (Shawls)
41.	Nainital	Textiles	Woollen Wrap	Daan (Mattress), Chutka (Quilts), Thulma, Panki (Shawls)
42.	Nainital	Textiles	Throws	Daan (Mattress), Chutka (Quilts), Thulma, Panki (Shawls)
43.	Nainital	Textiles	Knotted Pile Carpet	Carpets, Wall Hangings
44.	Nainital	Woodwork	Wooden Accessories	Chairs, Picture Frames, Pen Cases, Ink Stands, Toilet, Trinket Boxes, Folk Deities, Cigar Boxes, Jewellery, Ash Trays, Table, Door, Brackets, Architectural Fittings Windows, Caskets, Novelties, Furniture, Gifts, Serving Spoons, Trays, Plates, Bowls, Jewellery Boxes
45.	Nainital	Woodwork, Miscellaneous	Driff Wood	Artistic Statues, Ornaments
46.	Nainital	Woodwork, Miscellaneous	Artistic Candles	Artistic Candles
47.	Nainital	Woodwork, Miscellaneous	Gem Cutting	Ornaments
48.	Nainital	Basketry, Mat Weaving & Cane Articles	Straw Grass	Tray, Moshtha (Multi-Purpose Floor Covering), Containers of Various Shapes and Sizes
49.	Nainital	Basketry, Mat Weaving & Cane Articles	Bamboo	Lamps, Baskets, Furniture
50.	Nainital	Basketry, Mat Weaving & Cane Articles	Cane	Lamps, Baskets, Furniture

51.	Nainital	Basketry, Mat Weaving & Cane Articles	Ram Bans	Decorative Items
<b>District: PAURI GARHWAL</b>				
52.	Pauri Garhwal	Woodwork	Papri Woodcraft	Utility Items
53.	Pauri Garhwal	Basketry, Mat Weaving & Cane Articles	Straw Grass	Tray, Moshtha (Multi-Purpose Floor Covering), Containers of Various Shapes and Sizes
54.	Pauri Garhwal	Basketry, Mat Weaving & Cane Articles	Ram Bans	Decorative Items
55.	Pilibhit	Textiles	Zari/Zari Embroidery	Shawls, Bags, Dress Material, Scarves
<b>District: PITHORAGARH</b>				
56.	Pithoragarh	Textiles	Textile Handloom	Bed Sheet, Shawl, Loi, Gamcha, Durries, Blanket, Saree
57.	Pithoragarh	Textiles	Knotted Pile Carpet	Carpets, Wall Hangings
58.	Pithoragarh	Textiles	Wool Weaving	Daan (Mattress), Chutka (Quilts), Thulma, Panki (Shawls)
59.	Pithoragarh	Textiles	Woollen Wrap	Daan (Mattress), Chutka (Quilts), Thulma, Panki (Shawls)
60.	Pithoragarh	Textiles	Throws	Daan (Mattress), Chutka (Quilts), Thulma, Panki (Shawls)
61.	Pithoragarh		Ringot	Utility Items
62.	Pithoragarh		Pottery	Pottery
<b>District: TEHRI GARHWAL</b>				
63.	Rishikesh	Basketry, Mat Weaving & Cane Articles	Bamboo Craft	Bamboo Craft
64.	Rishikesh	Basketry, Mat Weaving & Cane Articles	Cane	Cane
65.	Tehri Garhwal	Textiles	Knotted Pile Carpet	Carpets, Wall Hangings
66.	Tehri Garhwal	Textiles	Wool Weaving	Daan (Mattress), Chutka (Quilts), Thulma, Panki (Shawls)
67.	Tehri Garhwal	Textiles	Woollen Wrap	Daan (Mattress), Chutka (Quilts), Thulma, Panki (Shawls)

68.	Tehri Garhwal	Textiles	Throws	Daan (Mattress), Chutka (Quilts), Thulma, Panki (Shawls)
69.	Tehri Garhwal	Woodwork	Papri Woodcraft	Utility Items
70.	Tehri Garhwal	Basketry, Mat Weaving & Cane Articles	Straw Grass	Tray, Moshtha (Multi-Purpose Floor Covering), Containers of Various Shapes and Sizes
71.	Tehri Garhwal	Basketry, Mat Weaving & Cane Articles	Ram Bans	Decorative Items
72.	Tehri Garhwal		Ringot	Utility Items
<b>District: UDHAM SINGH NAGAR</b>				
73.	Kashipur	Textiles	Textile Handloom	Gamcha, Saree
74.	Udham Singh Nagar	Textiles	Tharu Embroidery	Dupattas, Bed Sheets, Furnishing, Table Covers, Women's Wear, Kurta, Jackets, Accessories, Lampshades, Cushion Covers
75.	Udham Singh Nagar	Textiles	Hand-Printed Textiles	Furniture Accessories, Bed Cover, Curtains, Jajams (Floor Covering), Home Furnishings, Lihafs (Quilt Covers), Dress Materials, Table Cover, Scarf, Sarees, Dupatta, Pillow Covers, Cushion Covers, Chadar, Lungi, Dastarkhan, Abra, Rumal, Farads (Quilted Coat Cloth)
<b>District: UTTARKASHI</b>				
76.	Uttarkashi	Textiles	Knotted Pile Carpet	Wall Hangings (2 x 4), (2 x 3), Carpets
77.	Uttarkashi	Textiles	Hand Embroidery	Hand Embroidery
78.	Uttarkashi	Woodwork	Papri Woodcraft	Utility Items
79.	Uttarkashi	Woodwork	Furniture	Furniture
80.	Uttarkashi	Woodwork	Fixtures	Fixtures
81.	Uttarkashi		Ringot	Utility Items



## 6. General issues faced by industry association in the state

### Constraints/Issues

- Difficult Hilly Terrain
- Weak Communication Network
- Infrastructure
- Railway and Road Connectivity
- Lack of Entrepreneurship
- Shortage of skilled manpower
- Transportation
- Marketing
- Technology
- Absence of integrated marketing infrastructure (packaging, weighing, collection centers, etc)
- Shortage of Bank Credit
- Demand for easy financial assistant
- Poor availability of power supply
- Raw material cost is very high
- Taxation & its process should be simplified
- Fragmentation in Land holding
- Non-availability of training facilities in interior location in the States
- Need of Govt. testing laboratories to test the products for quality and standards
- Demand for easy sanctions of industries related licenses like N.O.C for Pollution control certificate, FSSAI, etc. to entrepreneurs
- Lack of information /awareness about various schemes
- Vendors for large industries are not available locally
- Common facility centres are not available in industrial areas
- Demand of wood and resin depot
- Finishing plant demand from handloom weavers

**Suggestions:**

1. The state has vast resources of various types of minerals. A detailed study needs to be undertaken to access the quantum and then scientific mining should be planned.
2. Value addition of minerals should be done within the state itself.
3. In order to store potatoes, fruits and agriculture commodities there is essential need to have preservation and cold storage facilities in the state
4. To increase agricultural activity good quality of seeds needs to be provided along with hydrams and small water storage facilities for irrigation plus farmers need to be trained to grow crop scientifically and given details as to how to protect crops from disease.
5. Also for promoting industry, electrification in the village needs emphasis.
6. Tourist infrastructure needs to be created to promote historical, religious and adventure tourism. The district also has potential for adventure tourism, the same needs to be exploited.
7. The district has ample varieties of herbal and medicinal plants for which research and development center needs to be established. Planned and scientific cultivation and extraction needs to be undertaken for promoting Herbal & Medicinal Plants.
8. The district has huge potential in horticulture and vegetables products.
9. Proper supply chain infrastructure is needed for development of these sectors.
10. In absence of proper transmission lines, the potential for growth of small hydro-dams is not taking place which needs to be put in place.
11. Skill Development Institutes needs to be established.
12. Establishment of a National or State level testing lab in the state.

## 7. STEPS TO SET UP MSME

Following are the brief description of different agencies for rendering assistance to the entrepreneurs.

S. No.	Type of assistance	Name and address of agencies
1.	Filing of Entrepreneur Memorandum(EM) Part-I & Part-II	1. District Industries Centres (DIC's)
2.	Identification of Project Profiles, techno-economic and managerial consultancy services, market survey and economic survey reports	1. MSME-DI, Haldwani 2. DIC's, DOI 3. NSIC, Dehradun 4. State Industrial Development Corporation of Uttarakhand
3.	Land and Industrial shed	1. DIC's, DOI 2. State Industrial Development Corporation of Uttarakhand
4.	Financial Assistance	1. Commercial Banks, Uttarakhand 2. SIDBI 3. State Industrial Development Corporation of Uttarakhand
5.	For raw materials under Govt. Supply	1. NSIC, Dehradun 2. DIC's, DOI
6.	Plant and machinery under hire / purchase basis	1. NSIC, Dehradun 2. DIC's, DOI
7.	Power/ Electricity	Power Corporation, Uttarakhand
8.	Technical Know –how	1. MSME-DI, Haldwani 2. NSIC, Dehradun 3. State Industrial Development Corporation of Uttarakhand
9.	Quality & Standard	1. MSME-DI, Haldwani 2. BIS, Dehradun 3. NSIC, Dehradun
10.	Marketing /Export Assistance	1. MSME-DI, Haldwani 2. DIC's, DOI 3. NSIC, Dehradun 4. DGFT, Dehradun
11.	Other Promotional Agencies	1. SIDBI, Dehradun 2. NIESBUD, Dehradun 3. NHB, Dehradun 4. NABARD, Dehradun

# **UTTARAKHAND AT A GLANCE**

**(2013-14)**



Govt. of Uttarakhand

**DIRECTORATE OF ECONOMICS & STATISTICS**  
**100/6, NESHVILLA ROAD,**  
**DEHRADUN.**

## **FOREWORD**

I am pleased to note that the Directorate of Economics & Statistics (DES) has come out with the twelfth edition of its valuable publication, **“Uttarakhand at a Glance (2013-14)”**. This is a compilation of key statistics- from general information to the latest data available on various socio-economic indicators, which will be useful for making development plans for different sectors of the economy.

I hope that data incorporated in this publication would be helpful for policy makers, and decision making in authorities to quickly examine the project they may be entertaining in their respective spheres. I request all readers to give us suggestions for the improvement of this publication which will be welcome.

I place on record my appreciation of the officers and staff of the Directorate of Economics and Statistics, Uttarakhand, who have been involved in this publication. Last but not the least, I place on record my appreciation of all departments who cooperated and made this a success.

Dehradun  
Dated: 28 February, 2014

**(S.Ramaswamy)**  
Principal Secretary (Planning)  
Govt. of Uttarakhand.

## Acknowledgement

**“Uttarakhand at a Glance (2013-14)”** is our twelfth publication in this series. It provides socioeconomic statistics, and portrays the economic potential, socio fabric and natural and human resource available in the State.

This publication would have not been possible without the support of various departments in supplying the data related to them. DES is indebted to them for their co-operation and help. Without their supports it was not possible to come out with the publication in time.

**“Uttarakhand at a Glance (2013-14)”** is prepared by a team of proficient and committed economists and statisticians. I am happy to acknowledge the efforts and the hard work by Dr. Manoj Kumar Pant, Joint Director, Shri M.S. Bisht, Chief Cartographer, Shri Abbal Singh Bisht, Economics & Statistics Officer, Shri Satender Kumar, Additional Statistical Officer, Shri Brijesh Kumar, Assistant Statistical Officer, Shri Anil Kotiyal, Data Entry Operator.

Please feel free to give your valuable comments and suggestions to improve this publication.

We sincerely hope that this publication shall serve as a ready reckoner for all those who require the facts and figures for administrative and development planning.

Dehradun  
Dated: 28 February 2014

**(Y.S. Pangtey)**  
Director,  
Economics and Statistics  
Uttarakhand, Dehradun

## **RESEARCH TEAM**

Shri Yatendra Singh Pangtey	Director
Dr. Manoj Kumar Pant	Joint Director
Shri Mahendra Singh Bisht	Chief Cartographer
Shri Abbai Singh Bisht	Economic & Statistics Officer
Shri. Brijesh Kumar	Assistant Statistical Officer
Shri Anil Kotiyal	Data Entry Operator



## **CONTENTS**

<b>S.NO.</b>	<b>ITEMS</b>	<b>PAGE NO.</b>
1.	GENERAL INFORMATION	1
2.	DEMOGRAPHY	2-3
3.	AGRICULTURE	4-5
4.	IRRIGATION	5
5.	LIVESTOCK AND POULTRY	6
6.	FISHERIES	6
7.	HORTICULTURE	6
8.	SERICULTURE	7
9.	INDUSTRY	7
10.	EDUCATION	7-8
11.	PUBLIC HEALTH AND FAMILY WELFARE	8
12.	ELECTRICITY AND WATER SUPPLY	8-9
13.	TRANSPORT AND COMMUNICATION	9-10
14.	FOREST AND WILD LIFE	10-11
15.	TOURISM	11
16.	EMPLOYMENT	11
17.	BANKING	11-12
18.	STATE DOMESTIC PRODUCT	12
19.	FIFTH ECONOMIC CENSUS	12-13
20.	EXCISE	13
21.	TRADE AND COMMERCE	13
22.	SAINIK KALYAN AND PUNARWAS	13
23.	INTEGRATED CHILD DEVELOPMENT SCHEME	13-14
24.	FOOD AND CIVIL SUPPLY	14
25.	UTTARAKHAND RENEWABLE ENERGY DEVELOPMENT AGENCY (UREDA)	14
26.	YOUTH WELFARE AND PRANTIYA RAKSHAK DAL	14
27.	RURAL DEVELOPMENT	14
28.	SOCIAL WELFARE	15

■■■■■■■■■■

# UTTARAKHAND : at a Glance

(2013-14 )

Directorate of Economics and Statistics

100/6, Neshvilla Road,

Dehradun (Uttarakhand) - 248 001

Phone: 0135-2712604

Fax: 0135-2712604

S. No.	Items	Year/ Period	Unit	Statistics
<b>1.</b>	<b><i>GENERAL INFORMATION</i></b>			
<b>(A)</b>	<b><i>Geographical Data</i></b>			
1.	Latitude		28°43' N to 31°27' N	
2.	Longitude		77°34' E to 81°02' E	
3.	Geographical Area	2013	Sq. Km.	53483
	(i) Hill	2013	Sq. Km.	46035
	(ii) Plain	2013	Sq. Km.	7448
4.	Forest Area	2013	Sq. Km.	34651
<b>(B)</b>	<b><i>Meteorological Data</i></b>			
1.	Rainfall			
	(i) Average Rainfall	2012	m. ms.	1631
	(ii) Actual Rainfall	2012	m. ms	1400
2.	Temperature			
	(i) Minimum (Mukteshwar)	2012	° C	-4.6
	(ii) Maximum (Dehradun)	2012	° C	43.1
<b>(C)</b>	<b><i>Administrative Units</i></b>			
1.	Divisions	2013	No.	02
2.	Districts	2013	No.	13
3.	<i>Tehsils</i>	2013	No.	82
4.	Development Blocks	2013	No.	95
5.	<i>Nyaya Panchayats</i>	2013	No.	670
6.	<i>Gram Panchayats</i>	2013	No.	7555
7.	(a) Census Villages (As per 2011 census)	2011	No.	16793
	(i) Inhabited Villages	2011	No.	15745
	(Including Forest Settlements)			
	(ii) Un-inhabited Villages	2011	No.	1048
8.	Town/ Urban Agglomeration			
	(i) Municipal Corporation	2013	No.	06
	(ii) <i>Nagar Palika Parishads</i>	2013	No.	28
	(iii) <i>Nagar Panchayats</i>	2013	No.	38
	(iv) Cantonment Boards	2013	No.	09
	(v) Census Towns	2011	No.	41
	(vi) Industrial Townships	2011	No.	02
9.	Development Authority	2013	No.	06
10.	<i>Lok Sabha</i> Constituency	2013	No.	05
11.	<i>Rajya Sabha</i> Constituency	2013	No.	03
12.	<i>Vidhan Sabha</i> Constituency	2013	No.	70

13.	Police Stations	2013	No.	124
a. (i)	Rural	2013	No.	68
(ii)	Urban	2013	No.	56
b. (i)	G.R.P.	2013	No.	4

## **2. DEMOGRAPHY**

### **(A) Sex-wise, Area-wise distribution, Sex-Ratio, Child Sex-Ratio and Density of Population**

1.	Total Population	2011	Lakh	100.86
	(i) Male	2011	Lakh	51.38
	(ii) Female	2011	Lakh	49.48
	(iii) Decennial Growth Rate	2001-11	Percentage	18.80
2	Rural Population			
	Total	2011	Lakh	70.37
	(i) Male	2011	Lakh	35.19
	(ii) Female	2011	Lakh	35.18
3	Urban Population			
	Total	2011	Lakh	30.50
	(i) Male	2011	Lakh	16.19
	(ii) Female	2011	Lakh	14.31
4	Sex Ratio	2011	Females/'000 males	963
5	Child Sex Ratio (Population 0-6 age group)	2011	Females/'000 males	890
6	Density of population	2011	Per sq. k.m	189

### **(B) Scheduled Castes**

1.	Total Population	2011	Lakh	18.93
	(i) Male	2011	Lakh	9.69
	(ii) Female	2011	Lakh	9.24
2.	Rural Population	2011	Lakh	14.97
	(i) Male	2011	Lakh	7.61
	(ii) Female	2011	Lakh	7.36

### **(C) Scheduled Tribes**

1.	Total Population	2011	Lakh	2.92
	(i) Male	2011	Lakh	1.49
	(ii) Female	2011	Lakh	1.43
2.	Rural Population	2011	Lakh	2.65
	(i) Male	2011	Lakh	1.35
	(ii) Female	2011	Lakh	1.30

### **(D) Religion wise breakup**

1.	Hindus	2001	Lakh	72.12
2.	Muslims	2001	Lakh	10.12
3.	Christians	2001	Lakh	0.27
4.	Sikhs	2001	Lakh	2.12
5.	Buddhists	2001	Lakh	0.13
6.	Jains	2001	Lakh	0.09
7.	Others & Religion not stated	2001	Lakh	0.04

<b>(E) Literates (Age above 6 Years)</b>				
1.	Total	2011	Lakh	68.81
	(i) Male	2011	Lakh	38.64
	(ii) Female	2011	Lakh	30.17
<b>(F) Literacy Rate</b>				
1.	Total	2011	Percentage	78.80
	(i) Male	2011	Percentage	87.40
	(ii) Female	2011	Percentage	70.00
2.	Scheduled Castes			
	Total	2011	Percentage	74.41
	(i) Male	2011	Percentage	84.34
	(ii) Female	2011	Percentage	64.05
3.	Scheduled Tribes			
	Total	2011	Percentage	73.88
	(i) Male	2011	Percentage	83.56
	(ii) Female	2011	Percentage	63.89
<b>(G) Sex-wise Labour Force (Total Workers)</b>				
1.	Total	2011	Lakh	38.72
	(i) Male	2011	Lakh	25.52
	(ii) Female	2011	Lakh	13.20
2.	Rural	2011	Lakh	28.86
	(i) Male	2011	Lakh	17.27
	(ii) Female	2011	Lakh	11.59
<b>(H) Category-wise Labour Force</b>				
1.	Main Workers	2011	Lakh	28.71
	(i) Cultivators	2011	Lakh	10.46
	(ii) Agricultural Labourers	2011	Lakh	2.47
	(iii) Household Industry Workers	2011	Lakh	0.77
	(iv) Other Workers	2011	Lakh	15.01
2.	Marginal Workers	2011	Lakh	10.01
	(i) Cultivators	2011	Lakh	5.35
	(ii) Agricultural Labourers	2011	Lakh	1.56
	(iii) Household Industry Workers	2011	Lakh	0.37
	(iv) Other Workers	2011	Lakh	2.73
<b>(I) Disability</b>				
	(i) No. of disabled persons	2001	Lakh	1.95
	(ii) Percentage of disability	2001	Percentage	2.29
<b>(J) CBR, CDR and IMR (S.R.S. Data)</b>				
1.	Crude Birth Rate	2012	Per '000 of Popu.	18.5
	(i) Rural	2012	Per '000 of Popu.	19.1
	(ii) Urban	2012	Per '000 of Popu.	15.9
2.	Crude Death Rate	2012	Per '000 of Popu.	6.1
	(i) Rural	2012	Per '000 of Popu.	6.5
	(ii) Urban	2012	Per '000 of Popu.	4.8
3.	Infant Mortality Rate	2012	Per '000 of Live Births	34
	(i) Rural	2012	Per '000 of Live Births	36
	(ii) Urban	2012	Per '000 of Live Births	23

**3. AGRICULTURE****(A) Land-use**

1.	Total Reported Area	2011-12	Hectare	5672636
2.	Forest Area	2011-12	Hectare	3484803
3.	Culturable Waste Land	2011-12	Hectare	311124
4.	Fallow Land	2011-12	Hectare	135412
	(i) Current Fallow	2011-12	Hectare	48444
	(ii) Fallow Land other than Current Fallow	2011-12	Hectare	86968
5.	Barren & Unculturable Land	2011-12	Hectare	224851
6.	Land under Non-agricultural Uses	2011-12	Hectare	218034
7.	Permanent Pasture & Other Grazing Land	2011-12	Hectare	198524
8.	Land under Misc., Tree Crops and Groves not included in Net Area Sown	2011-12	Hectare	385699
9.	Net Area Sown	2011-12	Hectare	714189

**(B) Area Under Principal Crops (Provisional)**

1.	Cereals	2012-13	Hectare	870622
	(i) Rice	2012-13	Hectare	262796
	(ii) Wheat	2012-13	Hectare	358132
	(iii) Barley	2012-13	Hectare	22393
	(iv) Maize	2012-13	Hectare	27944
	(v) Manduwa	2012-13	Hectare	124618
	(vi) Sanwan	2012-13	Hectare	66929
	(vii) other	2012-13	Hectare	7810
2.	Pulses	2012-13	Hectare	61027
	(i) Urad	2012-13	Hectare	15016
	(ii) Masoor	2012-13	Hectare	11794
	(iii) Peas (Mattar)	2012-13	Hectare	4892
	(iv) Gahat (Kulthi)	2012-13	Hectare	13294
	(v) Rajma	2012-13	Hectare	5224
	(vi) Gram	2012-13	Hectare	532
	(vii) Bhatt (Black Soyabean)	2012-13	Hectare	5980
	(viii) Other pulses	2012-13	Hectare	4295
3.	Oil Seeds	2012-13	Hectare	31693
	(i) Rape and Mustard	2012-13	Hectare	18079
	(ii) Seasmum (Til)	2012-13	Hectare	2059
	(iii) Groundnut	2012-13	Hectare	1042
	(iv) Soyabean	2012-13	Hectare	10513
4.	Other Crops			
	(i) Sugarcane	2012-13	Hectare	109897
	(iii) Onion	2012-13	Hectare	2378

**(C) Agriculture Productivity (Provisional)**

1.	Cereals	2012-13	Qtl./ Hectare	20.40
	(i) Rice	2012-13	Qtl./ Hectare	22.06
	(ii) Wheat	2012-13	Qtl./ Hectare	23.96
	(iii) Barley	2012-13	Qtl./ Hectare	13.72
	(iv) Maize	2012-13	Qtl./ Hectare	14.37
	(v) Manduwa	2012-13	Qtl./ Hectare	13.92
	(vi) Sanwan	2012-13	Qtl./ Hectare	13.37

2.	Pulses	2012-13	Qtl./ Hectare	8.40
	(i) <i>Urad</i>	2012-13	Qtl./ Hectare	7.70
	(ii) <i>Masoor</i>	2012-13	Qtl./ Hectare	8.10
	(iii) Peas ( <i>Mattar</i> )	2012-13	Qtl./ Hectare	8.95
	(iv) Gahat (Kulthi)	2012-13	Qtl./ Hectare	8.05
	(v) Rajma	2012-13	Qtl./ Hectare	10.29
	(vi) Gram	2012-13	Qtl./ Hectare	8.23
	(vii) Bhatt (Black Soyabean)	2012-13	Qtl./Hectare	10.14
3.	Oil Seeds	2012-13		12.46
	(i) Rape and Mustard	2012-13	Qtl./ Hectare	9.33
	(ii) Seasmum ( <i>Til</i> )	2012-13	Qtl./ Hectare	2.70
	(iii) Groundnut	2012-13	Qtl./ Hectare	11.65
	(iv) <i>Soyabean</i>	2012-13	Qtl./ Hectare	19.84
4.	Other Crops			
	(i) Sugarcane	2012-13	Qtl./ Hectare	611.11
	(ii) Onion	2012-13	Qtl./ Hectare	53.07
<b>(D)</b>	<b><i>Operational Holdings</i></b>			
1.	No. of Marginal Holdings (<1.0 Hect.)	2010-11	'000 No.	672
2.	No. of Small Holdings (1.0 - 2.0 Hect.)	2010-11	'000 No.	157
3.	No. of Semi Medium and Medium Holdings (2-10 Hect.)	2010-11	'000 No.	82
4.	No. of Large Holdings (>10 Hect.)	2010-11	'000 No.	1
5.	Area under marginal Holdings	2010-11	'000 Hectare	296
6.	Area under Small Holdings	2010-11	'000 Hectare	225
7.	Area under Semi Medium and Medium Holdings	2010-11	'000 Hectare	270
8.	Area under Large Holdings	2010-11	'000 Hectare	25
<b>(E)</b>	<b><i>Fertiliser Consumption</i></b>			
1.	Nitrogen (N)	2012-13	M. T.	121295
2.	Phosphorus (P)	2012-13	M. T.	23785
3.	Potash (K)	2012-13	M. T.	7439
<b>4.</b>	<b><i>IRRIGATION</i></b>			
<b>(A)</b>	<b><i>Net and Gross Irrigated Area</i></b>			
1.	<i>Canals</i>	2011-12	Hectare	95548
2.	Tube Wells	2011-12	Hectare	187574
3.	Other Wells	2011-12	Hectare	35833
4.	Tanks	2011-12	Hectare	390
5.	Other Sources	2011-12	Hectare	20052
6.	Net Irrigated Area (NIA)	2011-12	Hectare	339397
7.	Gross Irrigated Area (GIA)	2011-12	Hectare	554837
<b>(B)</b>	<b><i>Irrigation Infrastructure</i></b>			
1.	Length of Canals	2012-13	Km.	11702
2.	Length of Lift Canals	2012-13	Km.	258
3.	Tube Wells (State)	2012-13	No.	1248
4.	Pump Sets (Boring/ Free Boring)	2012-13	No.	54876
5.	Hauj	2012-13	No.	34444
6.	Gool	2012-13	Km.	27555
7.	Hydrum	2012-13	No.	1491
8.	C.C.A. Under State Canal	2012-13	Lakh Hect.	3.338
9.	Revenue Collection by Irrigation	2012-13	Lakh	244.91

## 5. **LIVESTOCK AND POULTRY**

### (A) **Veterinary Services**

1.	Infrastructure			
	(i) Veterinary Hospitals	2012-13	No.	308
	(ii) 'D' Category Veterinary Hospitals	2012-13	No.	12
	(iii) Livestock Centres	2012-13	No.	744
	(iv) A. I. Centres/Sub Centres	2012-13	No.	658

### (B) **Livestock**

1.	(A) Cattle	2007	No.	2235116
	(i) Indigenous	2007	No.	1895689
	(ii) Exotic and crossbreed	2007	No.	339427
	(B) Buffalo	2007	No.	1219518
2.	Yak	2007	No.	50
3.	Other Livestock			
	(i) Sheep (Desi & Cross Breed )	2007		290411
	(ii) Goats	2007	No.	1335306
	(iii) Horses, Mules, Ponnies, Donkeys and camel	2007	No.	40788
	(iv) Pig (Desi & Cross Breed )	2007	No.	19822
	(v) Other Animals (Dogs & Rabbits)	2007	No.	256958
4.	Total Livestock [Excluding cat. 3 (v)]	2007	No.	5141011
(C)	<b>Poultry</b>	2007		<b>2601852</b>
1.	Hen/ Cock/ Chicks	2007	No.	643430
2.	Other Birds	2007	No.	1958422

## 6. **FISHERIES**

1.	Departmental Fish Farms	2012-13	No.	10
2.	(i) Fish Production	2012-13	'000 M.T.	3.889
	(ii) Value of Production	2012-13	₹ Lakh	3950.29
3.	Production of Fish Seed	2012-13	₹ Lakh	428.31

## 7. **HORTICULTURE**

### (A) **Horticulture Services**

1.	Infrastructure			
	(i) Horticulture Mobile Teams	2012-13	No.	285
	(ii) Fruit Preservation Centres	2012-13	No.	49
	(iii) State Nurseries/Orchards	2012-13	No.	95

### (B) **Coverage and Production**

1.	Fruits			
	(i) Area	2012-13	Hectare	200851
	(ii) Production	2012-13	M.T.	805668
2.	Vegetables			
	(i) Area	2012-13	Hectare	62993
	(ii) Production	2012-13	M.T.	625127
3.	Potato			
	(i) Area	2012-13	Hectare	25040
	(ii) Production	2012-13	M.T.	434444
	(iii) Productivity	2012-13	M.T./Hectare	17.35



**8. SERI CULTURE**

1.	Government Sericulture Farms			
	(i) Farms	2012-13	No.	72
	(ii) Area	2012-13	Acre.	502
2.	Mulberry Plantation			
	(i) In Government Farms	2012-13	Thousand	36.45
	(ii) In private Farms	2012-13	Thousand	37.95
3.	Cocoon Production	2012-13	Kg.	129966

**9. INDUSTRY****(A) Rural and Small Scale Industries**

1.	Khadi Udhdyog/Gramodhyog Units	2012-13	No.	447
2.	Small Scale Industries (SSIs)	2012-13	No.	42340
3.	Total Employees of Khadi Units	2012-13	No.	3853
4.	Total Employees of SSIs	2012-13	No.	196004

**(B) Factories[Regd. under Factories Act, 1948-Section 2M(I) and 2M( II)] (Provisnal)**

1.	No. of Factories	2012-13	No.	2843
2.	No of Workers	2012-13	No.	273464
3.	Total Persons Engaged	2012-13	No.	342385
4.	Value of Product & by Product	2012-13	₹ Lakh	13604253
5.	Net Value Added	2012-13	₹ Lakh	3064360
6.	Value of Output	2012-13	₹ Lakh	14474752
7.	Gross Fixed Capital Formation	2012-13	₹ Lakh	1015110
8.	Profits	2012-13	₹ Lakh	2187389

**10. EDUCATION****(A) Basic/ Secondary Education**

1.	No. of Schools/ Colleges	2012-13	No.	23713
	(i) Junior Basic	2012-13	No.	15945
	(ii) Senior Basic	2012-13	No.	4546
	(iii) High School/ Intermediate	2012-13	No.	3222
2.	No. of Students	2012-13	No.	2326547
	(i) Junior Basic	2012-13	No.	822344
	(ii) Senior Basic	2012-13	No.	353813
	(iii) High School/ Intermediate	2012-13	No.	1150390
3.	No. of Teachers	2012-13	No.	90311
	(i) Junior Basic	2012-13	No.	39823
	(ii) Senior Basic	2012-13	No.	19148
	(iii) High School/ Intermediate	2012-13	No.	31340

**(B) Higher Education**

1.	No. of Institutions	2012-13	No.	129
	(i) Degree/Post Degree Colleges	2012-13	No.	107
	(ii) Central Universities	2012-13	No.	01
	(iii) State Universities	2012-13	No.	09
	(iv) Private Universities	2012-13	No.	06
	(v) Deemed Universities	2012-13	No.	04
	(vi) Indian Institute of Technology (Central University)	2012-13	No.	01
	(vii) Agriculture & Technology Univ.	2012-13	No.	01

2.	No. of Students	2012-13	No.	168572
	(i) Degree/Post Degree Colleges	2012-13	No.	146662
	(ii) Universities	2012-13	No.	21910
3.	No. of Teachers	2012-13	No.	1559
	(i) Degree/Post Degree Colleges	2012-13	No.	916
	(ii) Universities	2012-13	No.	643
<b>(C) Vocational and Technical Education</b>				
1.	Industrial Training Institutes	2012-13	No.	115
	(i) Sanctioned Seats	2012-13	No.	11100
	(ii) Admission	2012-13	No.	7082
2.	Polytechnics	2012-13	No.	41
	(i) Sanctioned Seats	2012-13	No.	4656
	(ii) Admission	2012-13	No.	10631
3.	Distt. Instt. of Educ. Training	2012-13	No.	13
	(i) Sanctioned Seats	2012-13	No.	1300
	(ii) Admission	2012-13	No.	—
<b>11. PUBLIC HEALTH AND FAMILY WELFARE</b>				
<b>State Allopathic Hospitals and Dispensaries</b>				
	(i) District Level Hospitals	2012-13	No.	13
	(ii) District Female Hospitals	2012-13	No.	07
	(iii) Base Hospitals	2012-13	No.	03
	(iv) P.H.C./Additional P.H.C.	2012-13	No.	254
	(v) Community Health Centres	2012-13	No.	59
	(vi) State Allopathic Hospitals	2012-13	No.	322
	(vii) Joint/ Women Hospitals	2012-13	No.	40
	(viii) Tehsil/ Distt. Level Post Portem Centres	2012-13	No.	24
	(ix) Health Posts	2012-13	No.	09
	(x) Tuberculosis Hospitals/Clinics	2012-13	No.	18
	(xi) Leprosy Hospitals	2012-13	No.	03
	(xii) Beds in Govt. Hospitals	2012-13	No.	8518
<b>(B) Family Welfare Services</b>				
	(i) Women & Child Welfare Centres	2012-13	No.	02
	(ii) Main Centres	2012-13	No.	84
	(iii) Women & Child Welfare Sub-Centres	2012-13	No.	1848
<b>(C) Ayurvedic &amp; Unani Hospitals</b>				
	(i) Ayurvedic Hospitals	2012-13	No.	542
	(ii) Unani Hospitals	2012-13	No.	05
<b>(D) Homeopathic Hospitals/Dispensaries</b>				
		2012-13	No.	107
<b>12. ELECTRICITY AND WATER SUPPLY</b>				
<b>(A) Installation Capacity</b>				
		2012-13	MW.	1310.25
<b>(B) Electricity Generated (Gross)</b>				
		2012-13	MU	4812.11

<b>(C) Length of Lines</b>				
(i) 400 KV	2012-13	Km.	388	
(ii) 220 KV	2012-13	Km.	769	
(iii) 132 KV	2012-13	Km.	1803	
(iv) 33 KV	2012-13	Km.	4199.35	
(v) 11 KV	2012-13	Km.	36191.77	
(vi) LT	2012-13	Km.	51741.99	
<b>(D) Electricity Consumption</b>				
(i) Domestic	2012-13	M.U.Watt.	1967.11	
(ii) Commercial	2012-13	M.U.Watt.	953.94	
(iii) Industrial	2012-13	M.U.Watt.	4884.88	
(iv) Street Lighting	2012-13	M.U.Watt.	69.83	
(v) Agriculture	2012-13	M.U.Watt.	257.63	
(vi) Water Works/Waste Disposal	2012-13	M.U.Watt.	442.83	
<b>(E) Rural Electrification</b>				
1. Electrified Inhabited Revenue Villages				
(i) Uttarakhand Power Corporation	2012-13	No.	15293	
(ii) UREDA	2012-13	No.	341	
2. Energised Pump Sets/ Tube Wells	2012-13	No.	25319	
3. Kuteer Jyoti Connections	2012-13	No.	281954	
<b>(F) Drinking Water Supply</b>				
1. Inhabited Revenue Villages Covered	2012-13	No.	15544	
2. Population Covered	2012-13	No. Lakh	63.24	
(i) Fully Covered	2012-13	No. Lakh	54.35	
(ii) Partially Covered	2012-13	No. Lakh	8.89	
3. Scarcity Villages	2012-13	No.	2	
4. Scarcity Hamlets				
(i) Not Covered (N.C.)	2012-13	No.	1750	
(ii) Partially Covered (P.C.)	2012-13	No.	5995	
5. Hand Pump Installed by				
(i) Jal Nigam	2012-13	No.	29062	
(ii) Jal Sansthan	2012-13	No.	8896	
6. "Uttarakhand Koop" installed by Jal Sansthan	2012-13	No.	1792	

### **13. TRANSPORT AND COMMUNICATION**

<b>(A) Motor Roads Maintained by PWD</b>				
(i) National Highways	2012-13	Km.	1375.76	
(ii) State Highways	2012-13	Km.	3788.20	
(iii) Major District Roads	2012-13	Km.	3289.74	
(iv) Other District Roads	2012-13	Km.	2945.04	
(v) Rural Roads	2012-13	Km.	15436.89	
(vi) L.V. Roads	2012-13	Km.	858.23	
<b>(B) Motor Roads Maintained by BRTF</b>				
(i) Total Length of roads	2012-13	Km.	1281.32	

<b>(C) Motor Roads Maintained by Local Bodies</b>				
(i) District Panchayats	2012-13	Km.	862.45	
(ii) Urban Local Bodies & Others	2012-13	Km.	2040.23	
<b>(D) Roads Maintained by Other Departments</b>				
(i) Irrigation	2012-13	Km.	741	
(ii) Cane Development	2012-13	Km.	899.61	
(iii) Forest	2012-13	Km.	3257	
(iv) Others (U.M.P & P.M.G.S.Y)	2012-13	Km.	1906.31	
<b>(E) Postal and Communication Services</b>				
(i) Post Offices	2012-13	No.	2719	
(ii) Telephone Exchanges	2012-13	No.	476	
(iii) Telegraph Offices	2012-13	No.	2	
(iv) PCOs	2012-13	No.	7052	
(v) Telephone Connections (Including WLL) by BSNL	2012-13	No.	245265	
(vi) Mobile phone by BSNL	2012-13	No.	1326391	
<b>14. FOREST AND WILDLIFE</b>				
<b>(A) Classification of Forest Area According to Legal Status</b>				
1. Reserved Forests	2012-13	Sq. Km.	24643	
(a) Reserved Forests under the Control/ Management of Forest Department	2012-13	Sq. Km.	24261	
(b) Reserved Forests which is Completely Recorded in Van Panchayats	2012-13	Sq. Km.	348	
(c) Reserved Forests under the Control/ Management of other Government Agencies	2012-13	Sq.Km.	34	
2. Protected Forests	2012-13	Sq. Km.	9885	
(a) Protected Forests Under the Control/ Management of Forest Department	2012-13	Sq.Km	99	
(b) Unclassified and Vasted Forests under the control/Management of Forest Department, which have Legal Status of Protected Forest	2012-13	Sq.Km	55	
(c) Civil and Soyam Forests Under the Control of Revenue Department	2012-13	Sq.km	4769	
(d) Under the Control of Forest Panchayats as Village Forests	2012-13	Sq.Km	4962	
3. Private Forest (Municipal & Cantonment etc.)	2012-13	Sq. Km.	124	
<b>(B) Growing Stock &amp; Forest Produce Statistics</b>				
1. Estimated Growing Stock	2012-13	'000 Cu. m.	206192	
2. Timber Production	2012-13	Cu. m. Round	116532	
3. Fire Wood Production	2012-13	Cu. m. Stack	17667	
4. Resin (NTFP) Production	2012-13	Quintals	146734	
<b>(C) Wildlife</b>				
1. National Park				
(i) Number	2012-13	No.	6	
(ii) Area	2012-13	Sq. Km.	4915	

2.	Wildlife Sanctuary			
	(i) Number	2012-13	No.	7
	(ii) Area	2012-13	Sq. Km.	2690
3.	Important Wild Animals			
	(i) Tiger	2008	No.	178
	(ii) leopard	2008	No.	2335
	(iii) Elephant	2008	No.	1346
	(iv) Musk Deer	2008	No.	376
	(v) Black Bear	2008	No.	1935
	(vi) Sloth Bear	2008	No.	172
	(vii) Brown Bear	2008	No.	14
<b>15.</b>	<b><i>TOURISM</i></b>			
<b>(A)</b>	<b><i>Infrastructure</i></b>			
1.	Tourist Places	2012-13	No.	278
2.	Tourist Rest Houses	2012-13	No.	185
3.	Raien Basera (Night Shelters)	2012-13	No.	36
4.	Beds in T.R.H.	2012-13	No.	6857
5.	Beds in Raien Basera	2012-13	No.	1960
6.	Hotels & paying guest Houses (as on 31-12-2012)	2012-13	No.	3676
7.	Dhramshala (as on 31-12-2012)	2012-13	No.	864
<b>(B)</b>	<b><i>Tourist Arrival</i></b>			
1.	In Tourist Places (including Pilgrims)	2013	No. Lakh	201.15
	(i) Indian Tourist	2013	No. Lakh	200.25
	(ii) Foreign Tourist	2013	No. Lakh	0.90
2.	In Important National Parks and Wild Life Sanctuaries	2012-13	No.	292501
	(i) Indian Tourist	2012-13	No.	281232
	(ii) Foreign Tourist	2012-13	No.	11269
<b>16.</b>	<b><i>EMPLOYMENT</i></b>			
<b>(A)</b>	<b><i>Employment Statistics</i></b>			
1.	Employment Exchanges	2012-13	No.	24
2.	Registrations during the Year	2012-13	No.	161046
3.	Employed during the Year	2012-13	No.	1219
4.	No. of Unemployed Persons Registered in Live Register as on 31.03.2012	2012-13	No.	710837
5.	Total State Govt. Employees	2012-13	No.	145630
<b>17.</b>	<b><i>BANKING</i></b>			
<b>(A)</b>	<b><i>Number of Bank Branches</i></b>	2012-13	No.	1783
1.	Nationalised Bank	2012-13	No.	1175
2.	Regional Rural Bank	2012-13	No.	238
3.	Other Private Banks	2012-13	No.	135
4.	Distt. Co-operative Bank	2012-13	No.	10
5.	Branches of Co-operative Bank	2012-13	No.	225
<b>(B)</b>	<b><i>Credit-Deposit &amp; C:D Ratio of all Banks</i></b>			
1.	Deposits	2012-13	₹Crore	62714
2.	Advances	2012-13	₹Crore	34089

3.	C.D. Ratio	2012-13	Percentage	54
4.	Loan Disbursement in Priority Sector	2012-13	₹ Crore	11387
	(i) Agri. and Allied Services	2012-13	₹ Crore	5489
	(ii) Small Scale Industries & Others	2012-13	₹ Crore	5898
5.	Advances to Weaker Section	2012-13	₹ Crore	7146
<b>18.</b>	<b>STATE DOMESTIC PRODUCT</b>			
<b>(A)</b>	<b>Gross State Domestic Product (Quick)</b>			
1.	At Current Prices	2012-13	₹Lakh	11395790
	(i) Primary Sector	2012-13	₹ Lakh	1634148
	(ii) Secondary Sector	2012-13	₹ Lakh	4054290
	(iii) Tertiary Sector	2012-13	₹ Lakh	5707352
2.	Per Capita GSDP	2012-13	₹	112086
<b>(B)</b>	<b>Net State Domestic Product (Quick)</b>			
1.	At Current Prices	2012-13	₹ Lakh	9915688
	(i) Primary Sector	2012-13	₹ Lakh	1473140
	(ii) Secondary Sector	2012-13	₹Lakh	3106660
	(iii) Tertiary Sector	2012-13	₹Lakh	5335888
2.	Per Capita NSDP	2012-13	₹	97528
<b>(C)</b>	<b>Gross State Domestic Product at Constant Prices (2004-05)</b>	2010-11	₹ Lakh	5566689
	(provisional)	2011-12	₹Lakh	6086991
	(Quick)	2012-13	₹ Lakh	6635599
<b>(D)</b>	<b>Annual Growth Rate</b>	2010-11	Percentage	10.02
	(Provisional)	2011-12	Percentage	9.35
	(Quick)	2012-13	Percentage	9.01
<b>19.</b>	<b>FIFTH ECONOMIC CENSUS</b>			
<b>(A)</b>	<b>Establishments</b>			
	Total	2005	No.	325157
	(i) Rural	2005	No.	198736
	(ii) Urban	2005	No.	126421
<b>(B)</b>	<b>Own Account Establishments</b>			
	Total	2005	No.	220729
	(i) Agriculture	2005	No.	28585
	(ii) Non-Agriculture	2005	No.	192144
<b>(C)</b>	<b>Establishments at Least One Hired Worker</b>			
	Total	2005	No.	104428
	(i) Agriculture	2005	No.	3295
	(ii) Non-Agriculture	2005	No.	101133
<b>(D)</b>	<b>(1) Agricultural Establishments</b>			
	Total	2005	No.	31880
	(i) Rural	2005	No.	30001
	(ii) Urban	2005	No.	1879
	<b>(2) Non-Agricultural Establishments</b>			
	Total	2005	No.	293277
	(i) Rural	2005	No.	168735
	(ii) Urban	2005	No.	124542

<b>(E) Persons Usually Working in Establishments</b>				
Total	2005	No.		737869
(i) Male (Adult)	2005	No.		635044
(ii) Female(Adult)	2005	No.		89603
(iii) Children (Under 15)	2005	No.		13222
<b>(F) Persons Usually Working in Establishments on Hired Basis</b>				
Total	2005	No.		402469
(i) Male (Adult)	2005	No.		335505
(ii) Female(Adult)	2005	No.		60363
(iii) Children (Under 15)	2005	No.		6601
<b>20. EXCISE</b>				
1. No. of Distilleries	2012-13	No.		4
2. Alcohol Produced in the State	2012-13	000' bulk litre		87854
3. Allotted Wine Shops	2012-13	No.		505
4. Revenue from State Excise	2012-13	₹ Crore		1119.65
<b>21. TRADE &amp; COMMERCE</b>				
1. Total tax. Collected from Commercial Tax, Stamp & Registration & Entertainment	2012-13	₹ Crore		4942.30
2. Total No. of Traders	2012-13	No.		127198
<b>22. SAINIK KALYAN EVAM PUNARWAS</b>				
1. Ex-Servicemen (As on 31 March 2013)				
Total	2012-13	No.		121348
(i) Army	2012-13	No.		116495
(ii) Air Force	2012-13	No.		2339
(iii) Navy	2012-13	No.		2514
2. Widows				
Total	2012-13	No.		33832
(i) Army	2012-13	No.		33120
(ii) Air Force	2012-13	No.		330
(iii) Navy	2012-13	No.		382
3. No. of Sons of Ex-Servicemen given Pre-Recruitment Training	2012-13	No.		260
4. No. of Ex-Servicemen/Depandants given Refresher-Cum-Job Oriented Training	2012-13	No.		609
<b>23. INTEGRATED CHILD DEVELOPMENT SCHEME</b>				
1. Anganwadi Centres under Child Development Projects	2012-13	No.		18801
2. Beneficiaries Surveyed				
Total	2012-13	No.		1863557
(i) Children 0-6 years	2012-13	No.		1029145
(ii) Expectant and Nursing Women	2012-13	No.		169457
(iii) Adolescent Girls registered	2012-13	No.		664955



	Registered			
	Total	2012-13	No.	1122974
	(i) Children 0-6 years	2012-13	No.	856142
	(ii) Expectant and Nursing Women	2012-13	No.	168968
	(iii) Adolescent Girls registered	2012-13	No.	97864
<b>24.</b>	<b>FOOD AND CIVIL SUPPLY</b>			
1.	Distribution of Essential Commodities			
	(i) Petrol	2012-13	Kilo Its.	271884.53
	(ii) Diesel	2012-13	Kilo Its.	621623.77
	(iii) Kerosene Oil	2012-13	Kilo Its.	32594.81
	(iv) LPG Gas	2012-13	M.T.	378214.45
	(v) Levy Sugar	2012-13	M.T.	63001.77
<b>25.</b>	<b>UTTARAKHAND RENEWABLE ENERGY DEVELOPMENT AGENCY (URED)</b>			
1.	Community Solar Cooker	2012-13	No.	600
2.	Improved Gharat	2012-13	No.	300
3.	Solar Photo Programme			
	(i) Solar Lantern	2012-13	No.	360
	(ii) Solar Light-Street	2012-13	No.	465
	(iii) Solar Power Plant	2012-13	No.	514
<b>26.</b>	<b>YOUTH WELFARE AND PRANTIYA RAKSHAK DAL</b>			
1.	Mahila Mangal Dal (Operational)	2012-13	No.	4631
2.	Yuvak Mangal Dal (Operational)	2012-13	No.	5083
3.	Vyayamshalas	2012-13	No.	34
4.	Youth Hostels	2012-13	No.	3
<b>27.</b>	<b>RURAL DEVELOPMENT</b>			
A	Rural Poverty (BPL Census 2002)			
	(I) Families Below Poverty Line	2002	No.	620608
	(II) Percentage Of Families Below Poverty Line	2002	Percentage	43.86
B	Swarn Jayanti Gram Swarojgar Yojna			
	(i) Self Help Groups Formed (As on 31-03-2013)	2012-13	No.	42396
	(iii) Self Help Groups Financed by the Banks Since the Inception of the Scheme	2012-13	No.	18259
C	Indira Awas Yojna			
	(i) Construction of Houses During the Year	2012-13	No.	13802
D	Mahatma Gandhi Rural Employment Guarantee Scheme			
	(i) Employment Generation since the inception of the scheme	2012-13	Lakh Man Days.	1011.87

**28. SOCIAL WELFARE****A Distribution of Scholarships**

1.	Scheduled Castes			
	(i) Students	2012-13	No.	498128
	(ii) Amount	2012-13	₹ Lakh	9438.06
2.	Scheduled Tribes			
	(i) Students	2012-13	No.	80302
	(ii) Amount	2012-13	₹ Lakh	2811.56
3.	Other Backward Classes			
	(i) Students	2012-13	No.	67721
	(ii) Amount	2012-13	₹ Lakh	1562.34
4.	Handicapped			
	(i) Students	2012-13	No.	3767
	(ii) Amount	2012-13	₹ Lakh	35.32

**B Distribution of Pension**

1.	Old Age			
	(i) Pensioners	2012-13	No.	325365
	(ii) Amount	2012-13	₹ Lakh	15970.75
2.	Handicapped			
	(i) Pensioners	2012-13	No.	52417
	(ii) Amount	2012-13	₹ Lakh	3823.01
3.	Widows			
	(i) Pensioners	2012-13	No.	107690
	(ii) Amount	2012-13	₹ Lakh	5041.56

□□□□□□□□